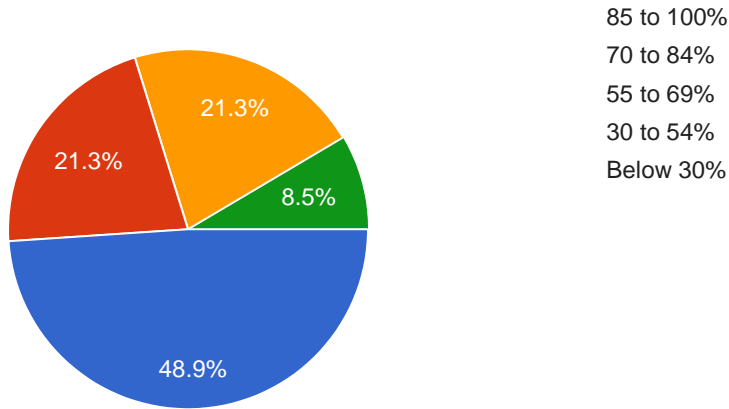
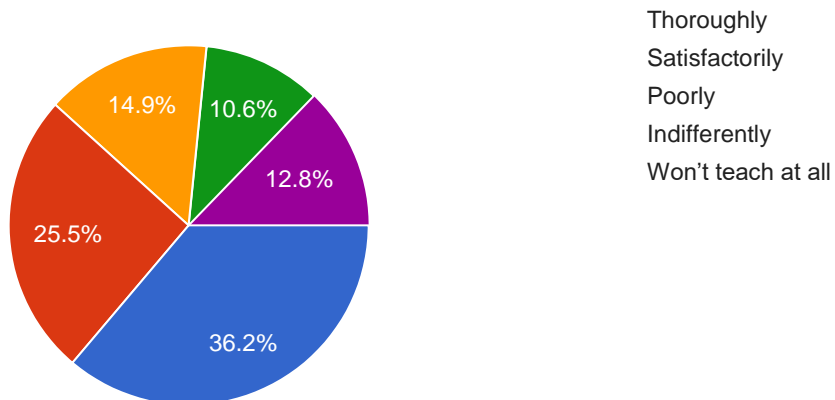


Teaching-Learning Process Students' feedback - AY 2018-19

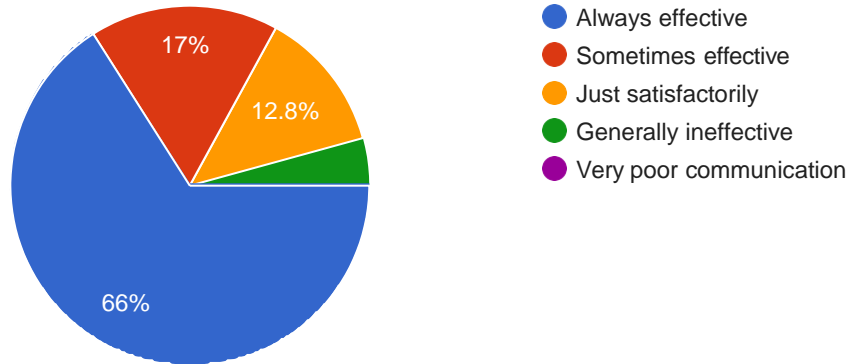
1. How much of the syllabus was covered in the class?



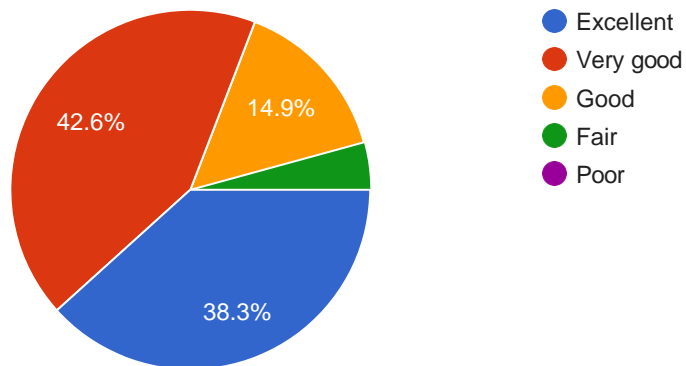
2. How well did the teachers prepare for the classes?



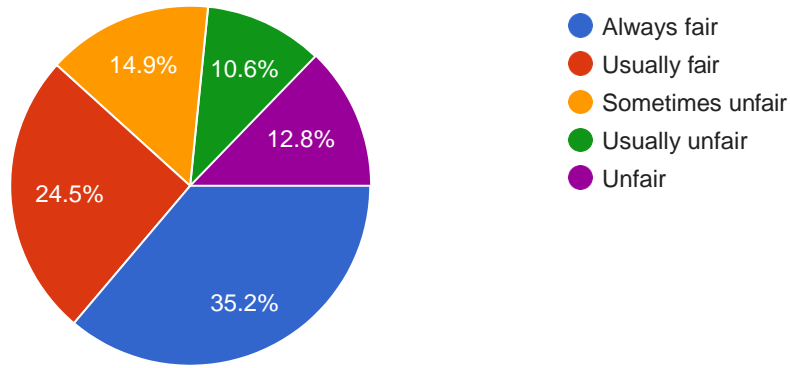
3. How well were the teachers able to communicate?



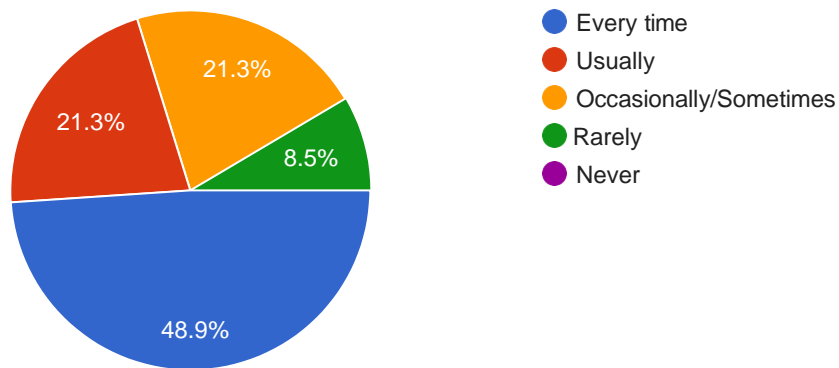
4. The teacher's approach to teaching can best be described as



5. Fairness of the internal evaluation process by the teachers.

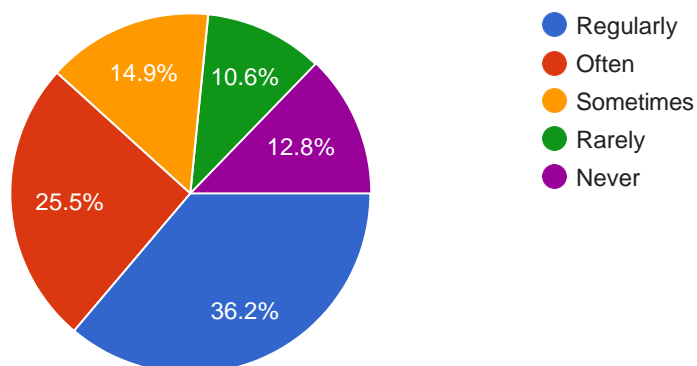


6. Was your performance in assignments discussed with you?

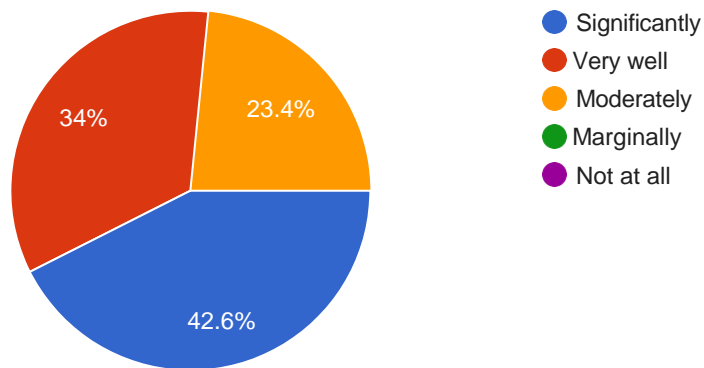


7. The department takes active interest in promoting internship, student exchange, field visit opportunities for students.

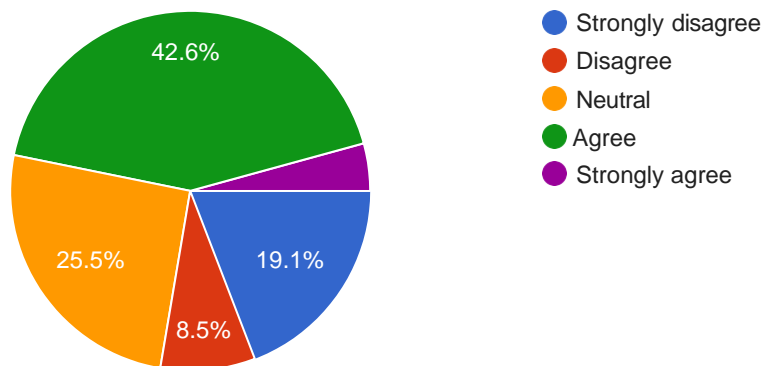
47 responses



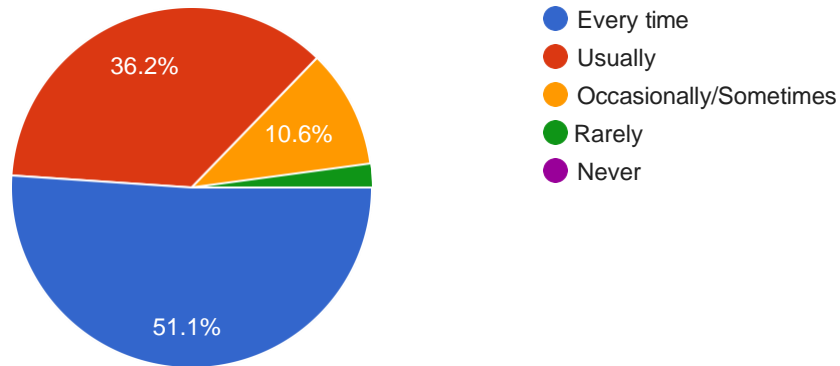
8. The teaching and mentoring process in your department facilitates you in cognitive, social and emotional growth.



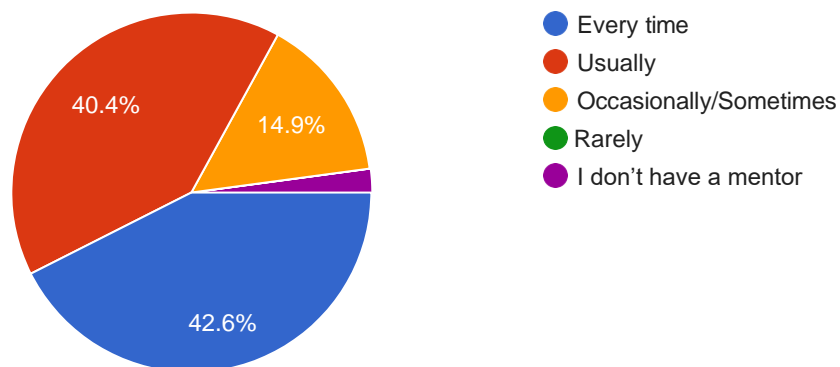
9. The department provides multiple opportunities to learn and grow.



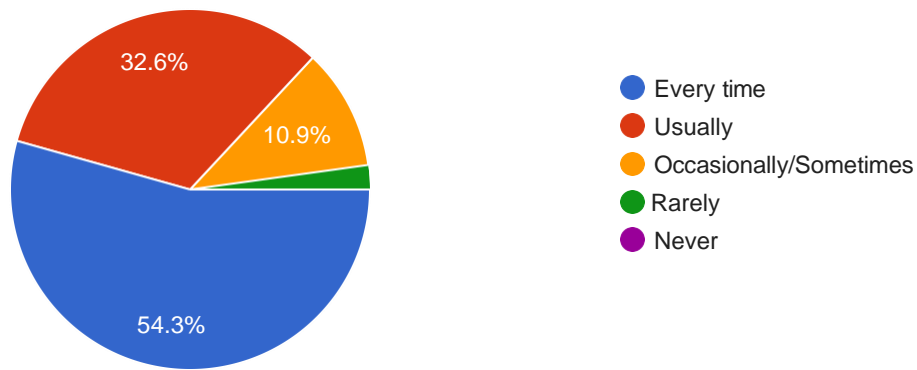
10. Teachers inform you about your expected competencies, course outcomes and programme outcomes.



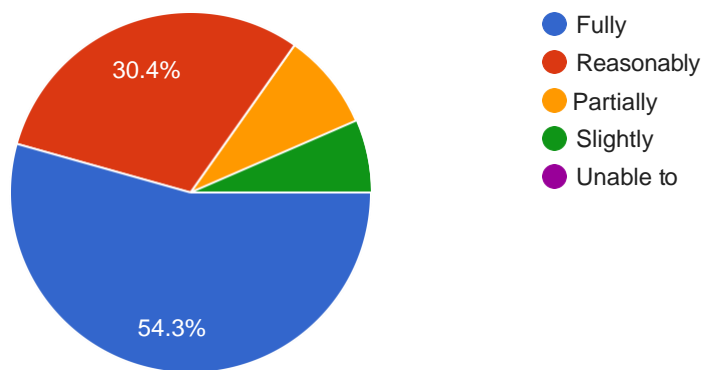
11. Your mentor does a necessary follow-up with an assigned task to you.



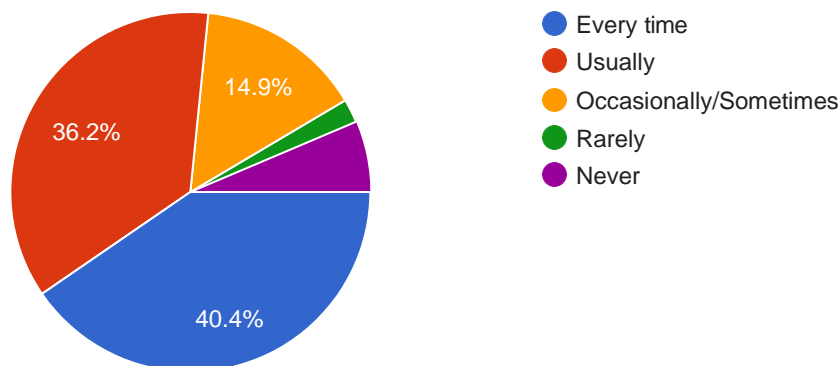
12. The teachers illustrate the concepts through examples and applications



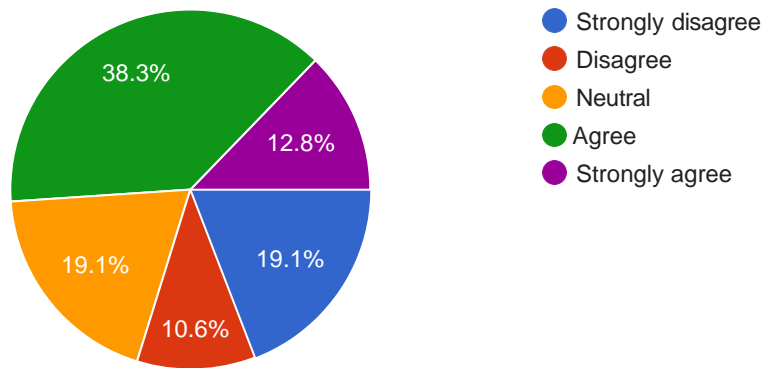
13. The teachers identify your strengths and encourage you with providing right level of challenges.



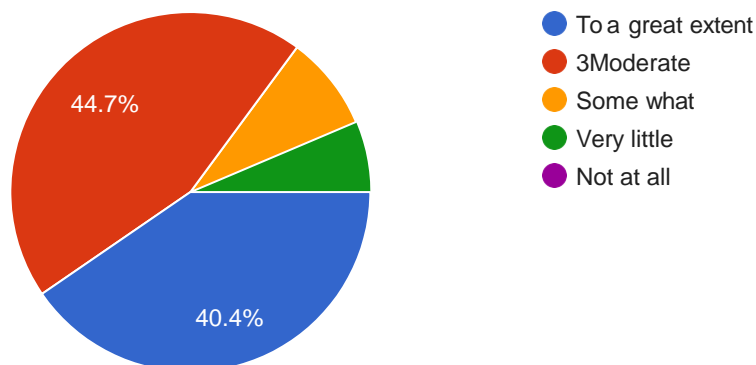
14. Teachers are able to identify your weaknesses and help you to overcome them.



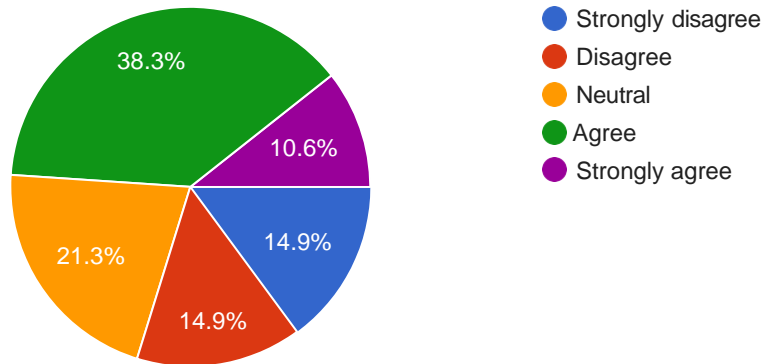
15. The department makes effort to engage students in the monitoring, review and continuous quality improvement of the teaching learning process.



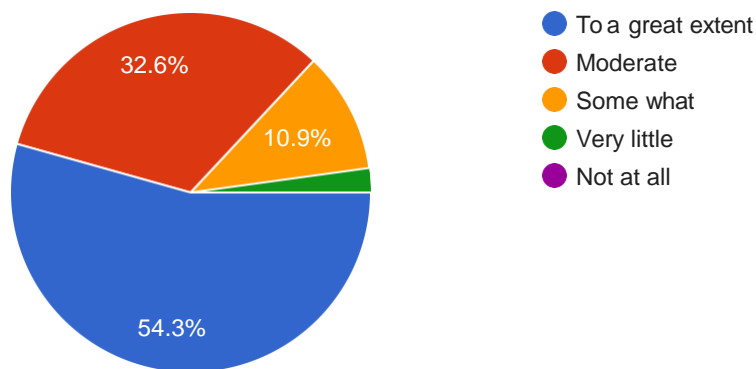
16. The teachers use student centric methods, such as experiential learning, participative learning and problem solving methodologies for enhancing learning experiences.



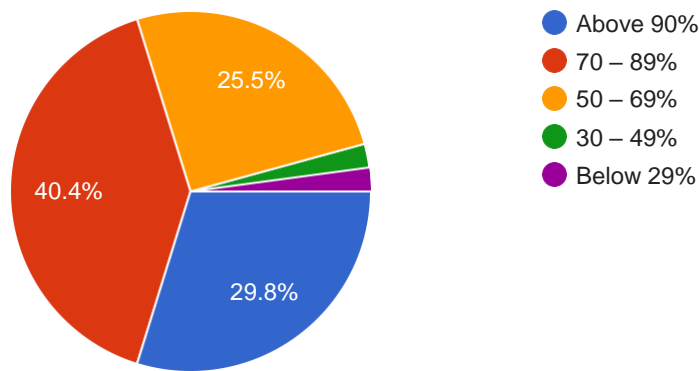
17. Teachers encourage you to participate in extracurricular activities.



18. Efforts are made by the institute/teachers to inculcate soft skills, life skills and employability skills to make you ready for the world of work.

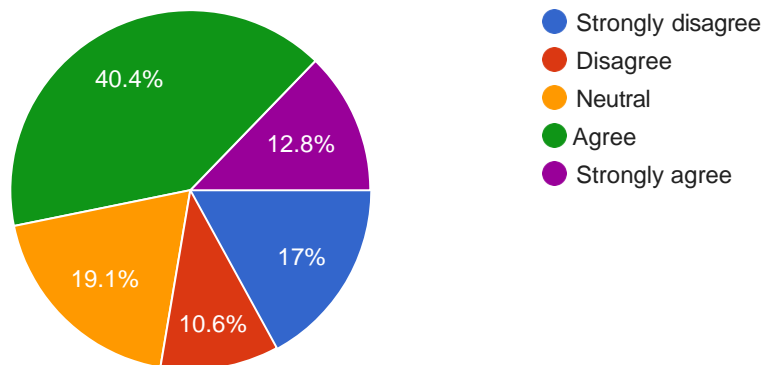


19. What percentage of teachers use ICT tools such as LCD projector, Multimedia, etc. while teaching.



20. The overall quality of teaching-learning process in your department is very good.

47 responses



21. Give three observation / suggestions to improve the overall teaching – learning experience in your institution.

JSPM's**Jayawantroa Sawant College of Engineering, Hadapsar, Pune.****(Approved by AICTE, Delhi & Govt. of Maharashtra, affiliated to University of Pune)****Handewadi road, Hadapsar, Pune, 411028.****Electrical Engineering Department****BE Students Feedback (Exit Survey, Student Satisfaction survey) 2018-19**

Q1	% of students	No. of students
Strongly Agree	85.9	55
Agree	9.4	6
Neither Nor	4.7	3
Disagree	0	0
Strongly Disagree	0	0

Q2	% of students	No. of students
Strongly Agree	78.1	50
Agree	12.5	8
Neither Nor	7.8	5
Disagree	1.6	1
Strongly Disagree	0	0

Q3	% of students	No. of students
Strongly Agree	82.8	53
Agree	10.9	7
Neither Nor	6.3	4
Disagree	0	0
Strongly Disagree	0	0

Q4	% of students	No. of students
Strongly Agree	79.7	51
Agree	9.4	6
Neither Nor	10.9	7
Disagree	0	0
Strongly Disagree	0	0

Q5	% of students	No. of students
Strongly Agree	82.8	53
Agree	12.5	8
Neither Nor	4.7	3
Disagree	0	0
Strongly Disagree	0	0

Q6	% of students	No. of students
Strongly Agree	84.4	54
Agree	7.8	5
Neither Nor	6.3	4
Disagree	1.6	1
Strongly Disagree	0	0

Q7	% of students	No. of students
Strongly Agree	75	48
Agree	12.5	8
Neither Nor	10.9	7
Disagree	1.6	1
Strongly Disagree	0	0

Q8	% of students	No. of students
Strongly Agree	81.3	52
Agree	9.4	6
Neither Nor	7.8	5
Disagree	1.6	1
Strongly Disagree	0	0

Q9	% of students	No. of students
Strongly Agree	78.1	50
Agree	12.5	8
Neither Nor	7.8	5
Disagree	1.6	1
Strongly Disagree	0	0

Q10	% of students	No. of students
Strongly Agree	85.9	55
Agree	9.4	6
Neither Nor	4.7	3
Disagree	0	0
Strongly Disagree	0	0

Q11	% of students	No. of students
Strongly Agree	84.4	54
Agree	12.5	8
Neither Nor	3.1	2
Disagree	0	0
Strongly Disagree	0	0

Q12	% of students	No. of students
Strongly Agree	81.3	52
Agree	9.4	6
Neither Nor	7.8	5
Disagree	1.6	1
Strongly Disagree	0	0

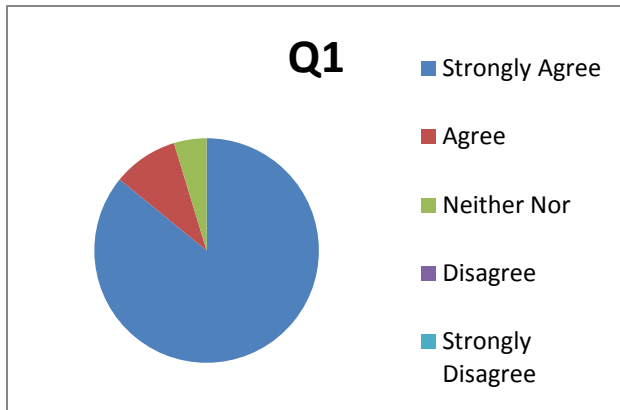
Q13	% of students	No. of students
Strongly Agree	82.8	53
Agree	9.4	6
Neither Nor	7.8	5
Disagree	0	0
Strongly Disagree	0	0

Q14	% of students	No. of students
Strongly Agree	81.3	52
Agree	9.4	6
Neither Nor	7.8	5
Disagree	1.6	1
Strongly Disagree	0	0

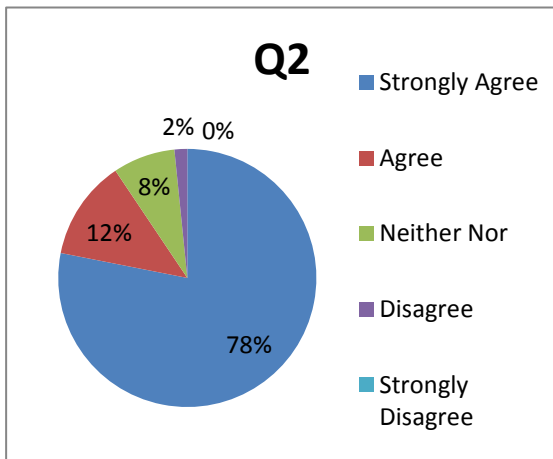
Q15	% of students	No. of students
Strongly Agree	85.9	55
Agree	10.9	7
Neither Nor	3.1	2
Disagree	0	0
Strongly Disagree	0	0

Student Satisfaction Survey (AY 2018-19)

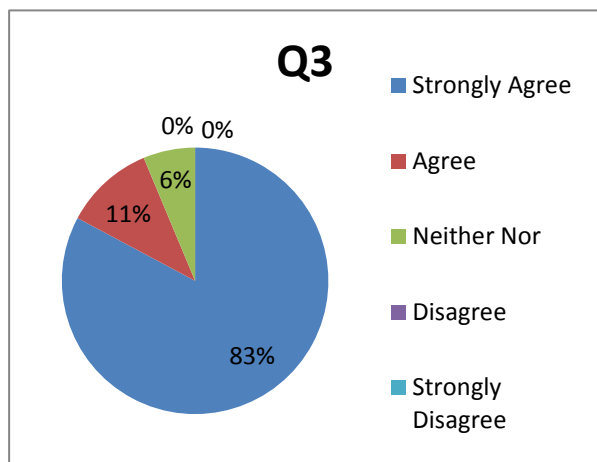
Q.1) How much of the syllabus was covered in the class?



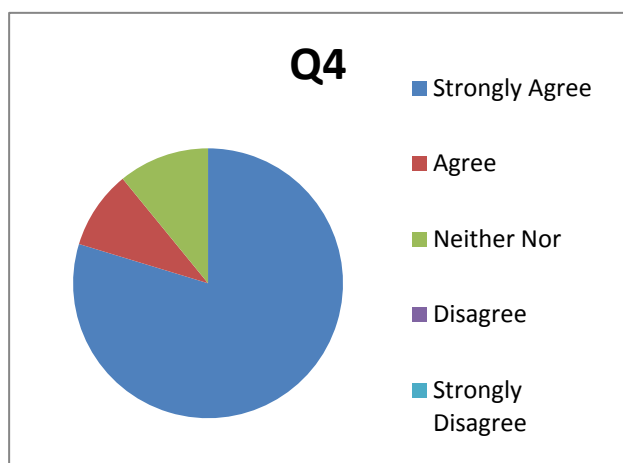
Q.2) How well did the teachers prepare for the classes?



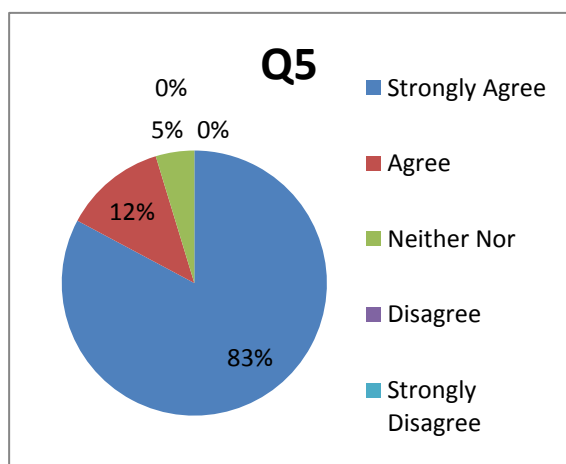
Q.3) How well were the teachers able to communicate?



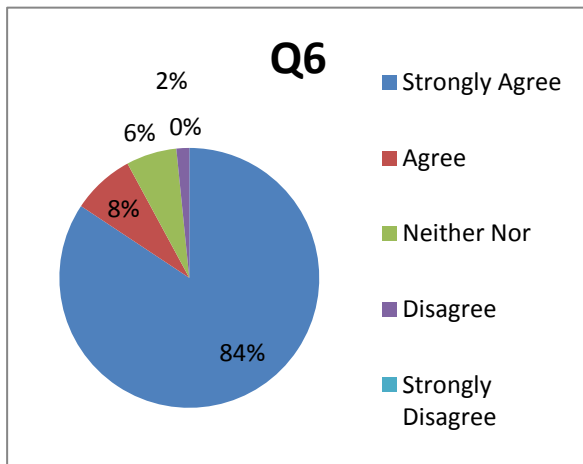
Q.4) The teacher's approach to teaching can best be described as;



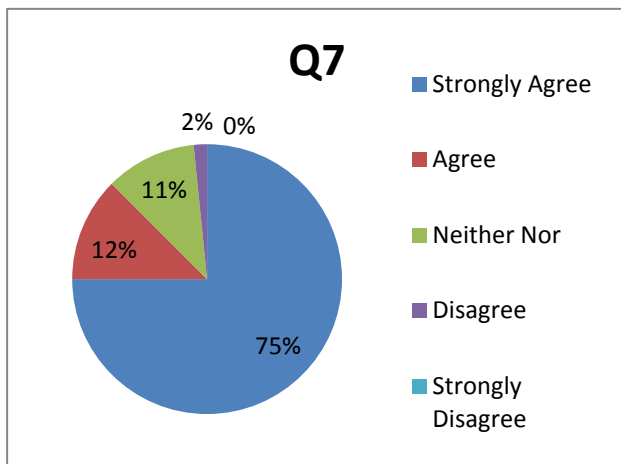
Q.5) Fairness of the internal evaluation process by the teachers.



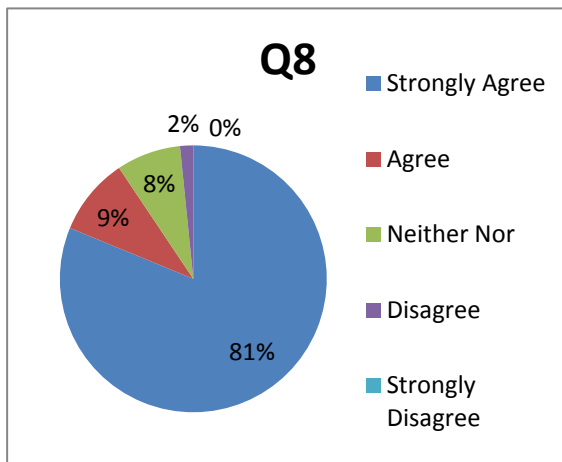
Q.6) Was your performance in assignments discussed with you?



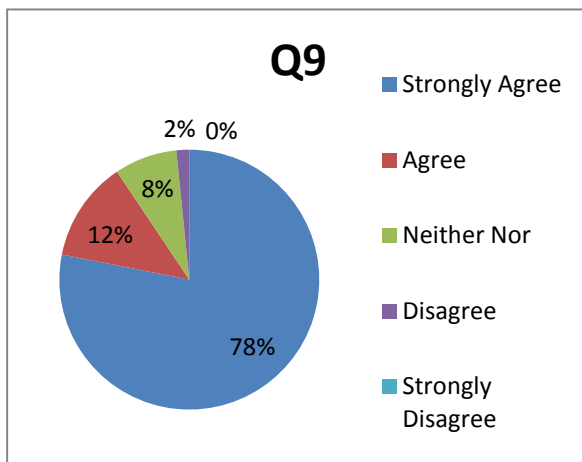
Q.7) The institute takes active interest in promoting internship, student exchange, and field visit opportunities for students.



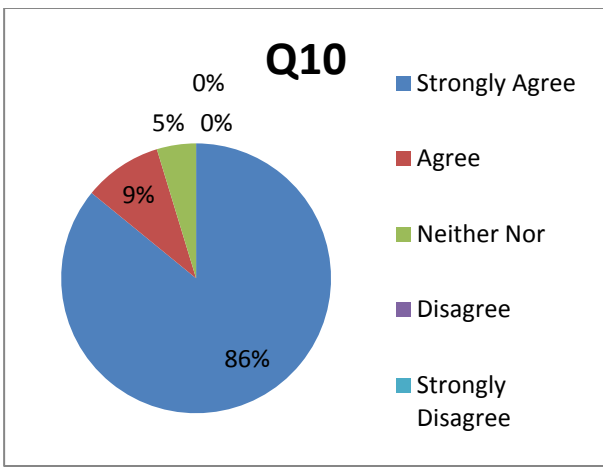
Q.8) The teaching and mentoring process in your institution facilitates you in cognitive, social and emotional growth.



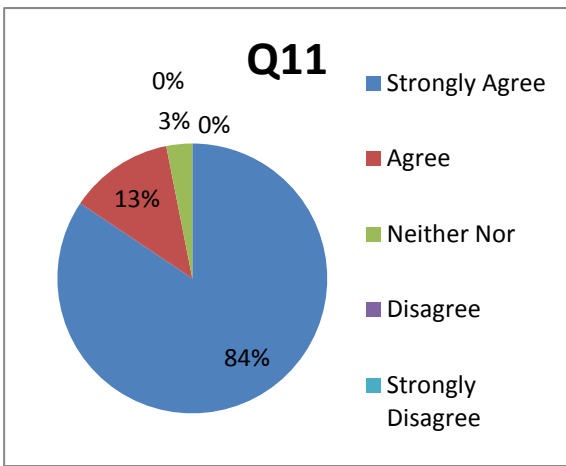
Q.9) The institution provides multiple opportunities to learn and grow.



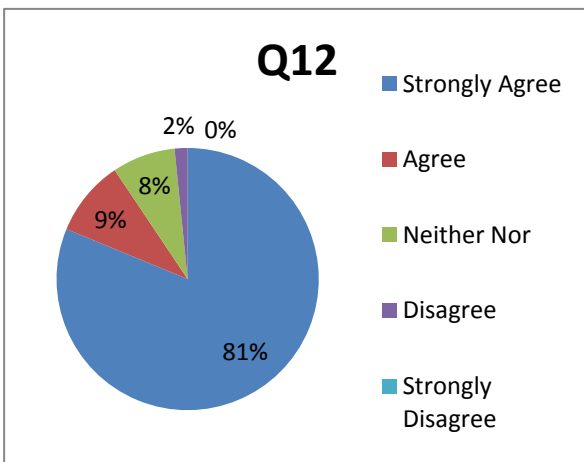
Q.10) Teachers inform you about your expected competencies, course outcomes and programme outcomes.



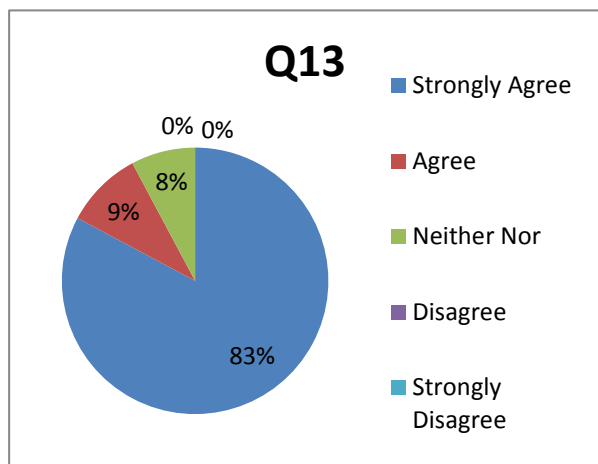
Q.11) Your mentor does a necessary follow-up with an assigned task to you.



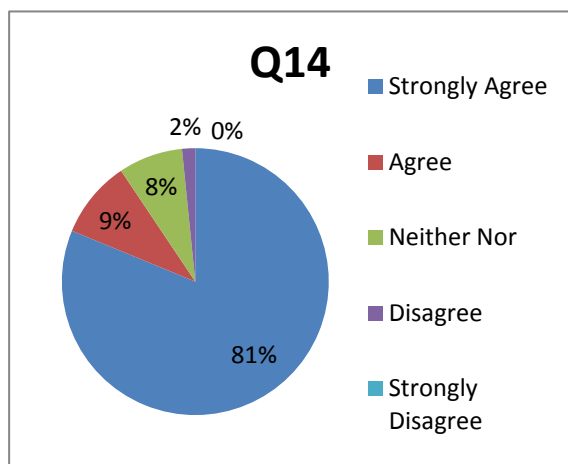
Q.12) The teachers illustrate the concepts through examples and applications.



Q.13) The teachers identify your strengths and encourage you with providing right level of challenges.

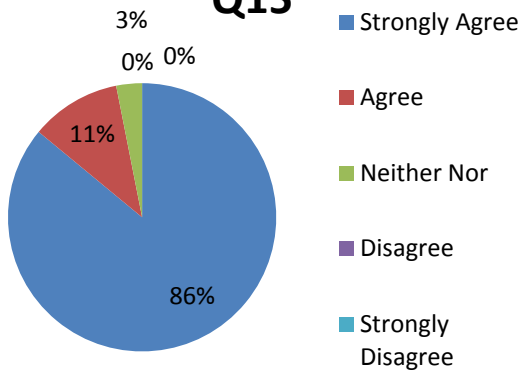


Q.14) Teachers are able to identify your weaknesses and help you to overcome them.



Q.15) The institution makes effort to engage students in the monitoring, review and continuous quality improvement of the teach


Q15





JSPM's
JAYWANTRAO SAWANAT COLLEGE OF ENGINEERING

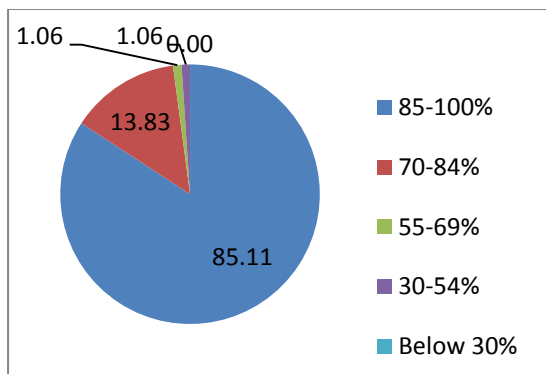
Sr.No. 58, Handewadi Road, Hadapsar, Pune, Maharashtra
411028



Department of Electronics and Telecommunication
Engineering

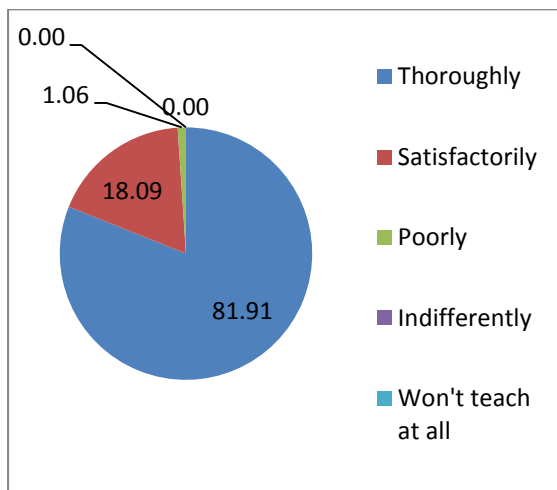
Q.1) How much of the Syllabus was covered in the Class?

94 Responses



Q.2) How well did the Teachers prepare for the Classes?


94 Responses





**JSPM's
JAYWANTRAO SAWANAT COLLEGE OF ENGINEERING**

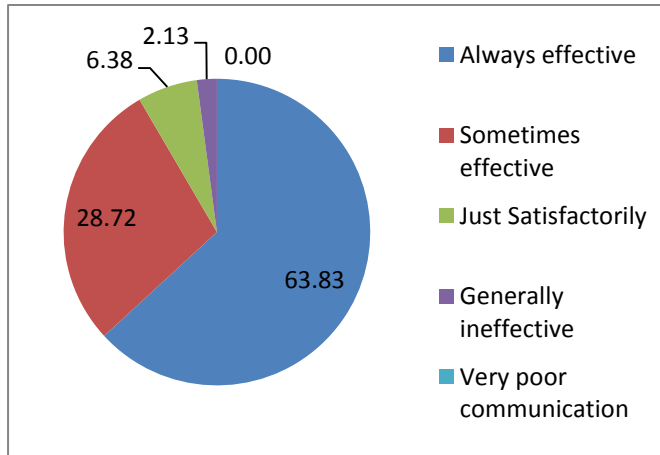
**Sr.No. 58, Handewadi Road, Hadapsar, Pune, Maharashtra
411028**



**Department of Electronics and Telecommunication
Engineering**

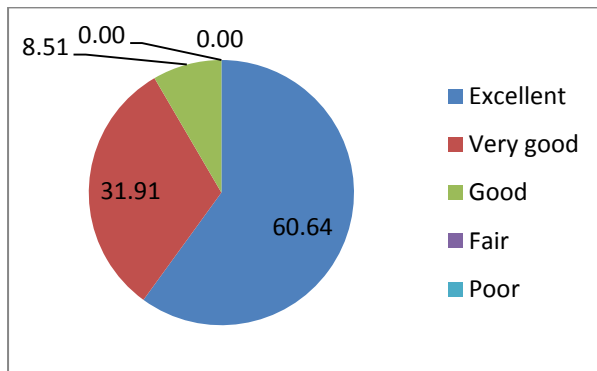
Q.3) How well were the teachers able to communicate?

94 Responses



Q.4) the Teachers approach to teaching can best be described as


94 Responses





JSPM's
JAYWANTRAO SAWANAT COLLEGE OF ENGINEERING

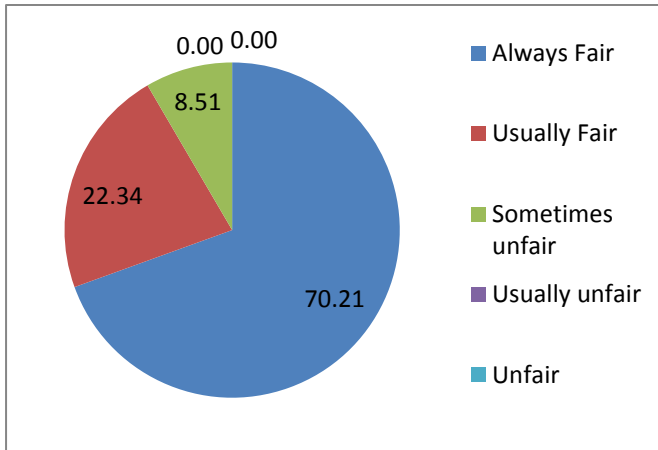
Sr.No. 58, Handewadi Road, Hadapsar, Pune, Maharashtra
411028



Department of Electronics and Telecommunication
Engineering

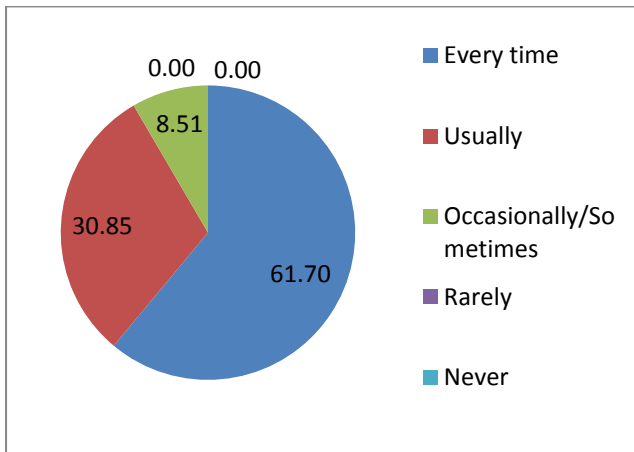
Q.5) Fairness of the internal evaluation process by the teachers.

94 Responses



Q.6) was your performance in assignments discussed with you?

94 Responses





**JSPM's
JAYWANTRAO SAWANAT COLLEGE OF ENGINEERING**

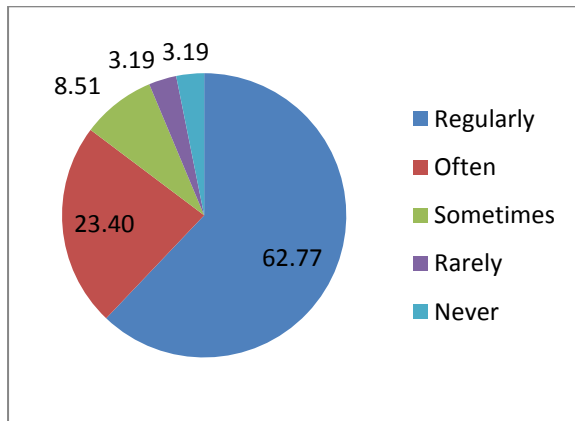
**Sr.No. 58, Handewadi Road, Hadapsar, Pune, Maharashtra
411028**



**Department of Electronics and Telecommunication
Engineering**

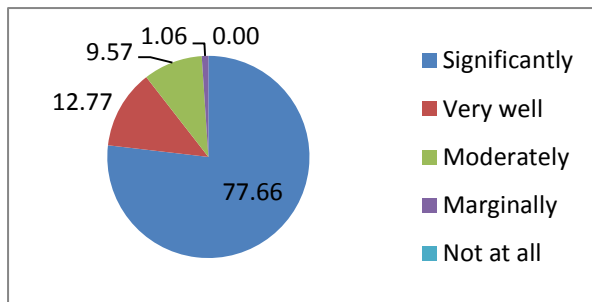
Q.7) The Institute takes active interest in promoting intership, student exchange and field visit opportunities for Students.

94 Responses



Q.8) The teaching and mentoring process in your institution facilitates you in cognitive, social and emotional growth.

94 Responses





**JSPM's
JAYWANTRAO SAWANAT COLLEGE OF ENGINEERING**

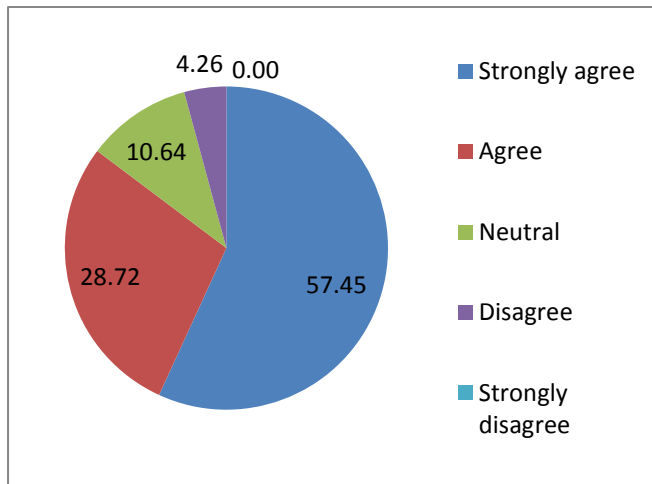
**Sr.No. 58, Handewadi Road, Hadapsar, Pune, Maharashtra
411028**



**Department of Electronics and Telecommunication
Engineering**

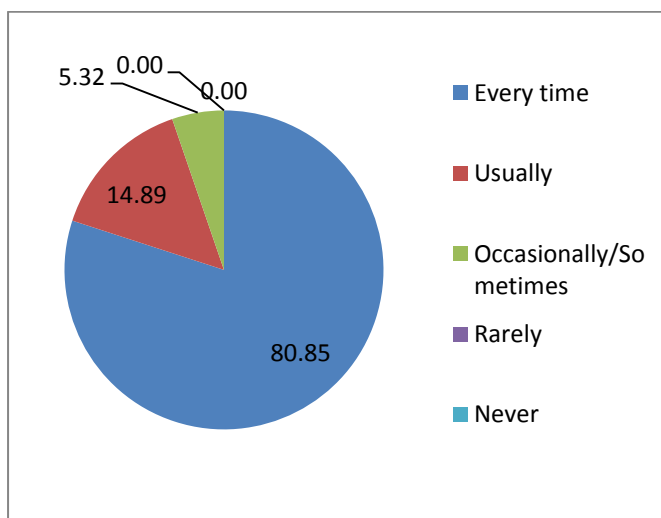
Q.9) The Institution provides multiple opportunities to learn and grow.

94 Responses



Q.10) Teachers inform you about your expected competencies, course outcomes and Programme outcomes.


94 Responses





JSPM's
JAYWANTRAO SAWANAT COLLEGE OF ENGINEERING

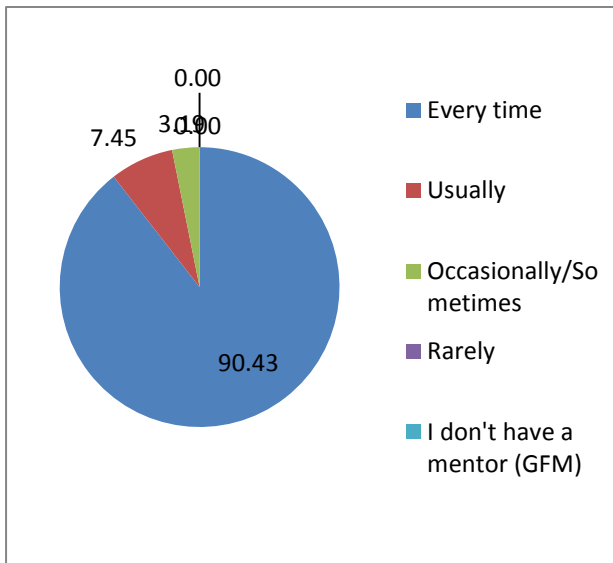
Sr.No. 58, Handewadi Road, Hadapsar, Pune, Maharashtra
411028



Department of Electronics and Telecommunication
Engineering

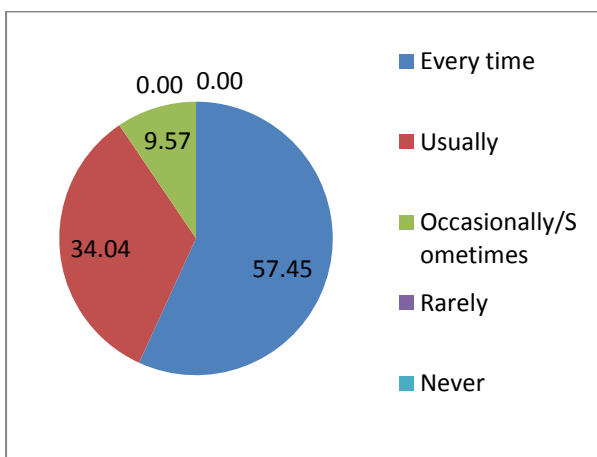
Q.11) Your mentor (GFM) does a necessary follow-up with an assigned task to you.

94 Responses




Q.12 The teachers illustrate the concepts through examples and applications

94 Responses





JSPM's
JAYWANTRAO SAWANAT COLLEGE OF ENGINEERING

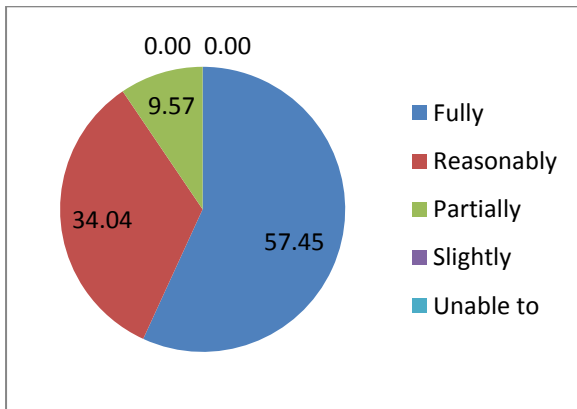


Sr.No. 58, Handewadi Road, Hadapsar, Pune, Maharashtra
411028

Department of Electronics and Telecommunication
Engineering

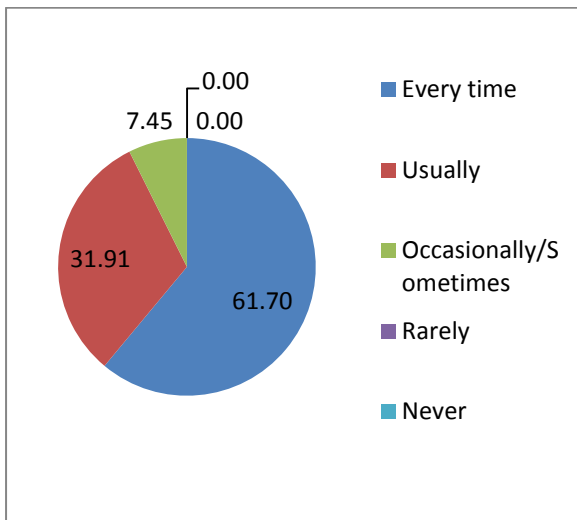
Q.13 The teachers identify your strengths and encourage you with providing right level of challenges

94 Responses



Q.14 Teachers are able to identify your weaknesses and help you to overcome them.


94 Responses





**JSPM's
JAYWANTRAO SAWANAT COLLEGE OF ENGINEERING**

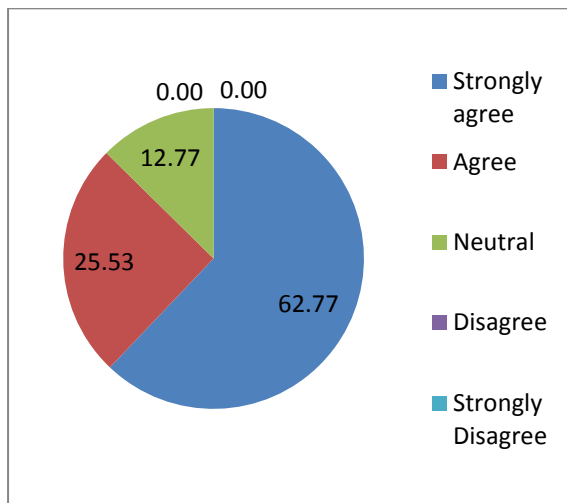
**Sr.No. 58, Handewadi Road, Hadapsar, Pune, Maharashtra
411028**



**Department of Electronics and Telecommunication
Engineering**

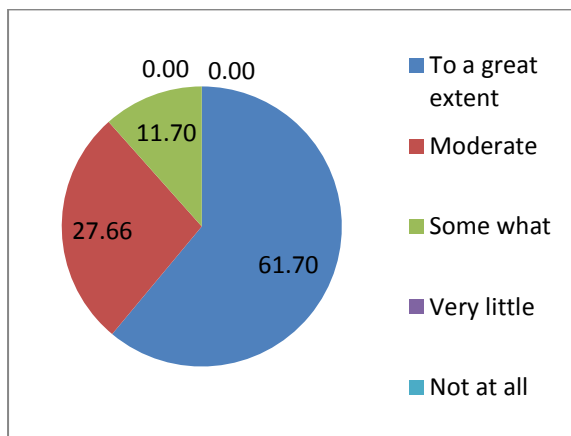
Q.15 The institution makes effort to engage students in the monitoring, review and continuous quality improvement of the teaching learning process.

94 Responses



Q.16 The institute/teachers use students centric methods, such as experiential learning, participative learning and problem solving methodologies for enhancing learning experiences.

94 Responses





**JSPM's
JAYWANTRAO SAWANAT COLLEGE OF ENGINEERING**

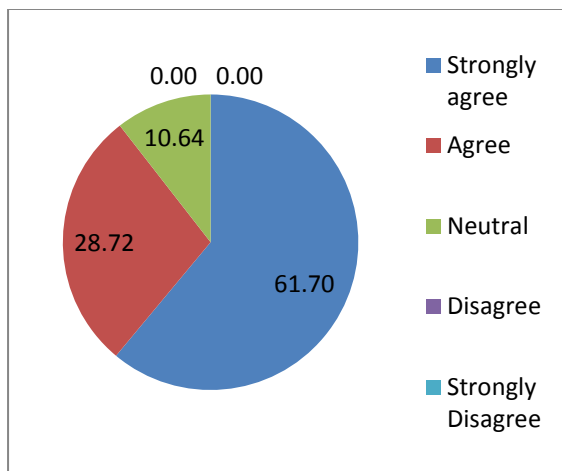
**Sr.No. 58, Handewadi Road, Hadapsar, Pune, Maharashtra
411028**



**Department of Electronics and Telecommunication
Engineering**

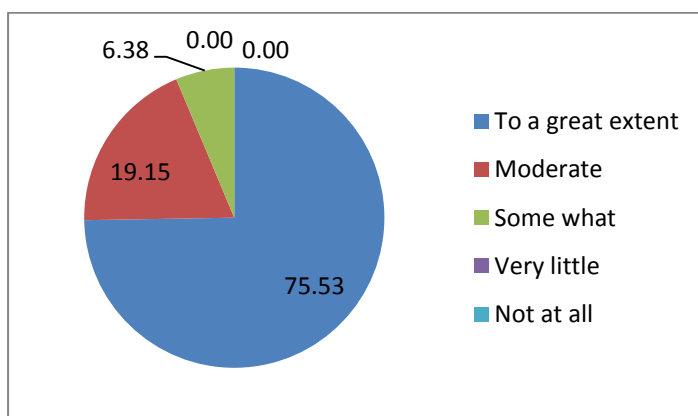
Q.17 Teachers encourage you to participate in extracurricular activities

94 Responses



Q.18 Efforts are made by the institute/Teachers to inculcate soft skills, life skills and employability skills to make you ready for the world of work.


94 Responses





**JSPM's
JAYWANTRAO SAWANAT COLLEGE OF ENGINEERING**

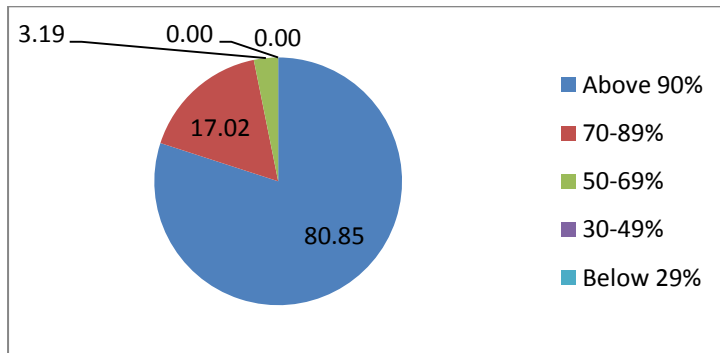
**Sr.No. 58, Handewadi Road, Hadapsar, Pune, Maharashtra
411028**



**Department of Electronics and Telecommunication
Engineering**

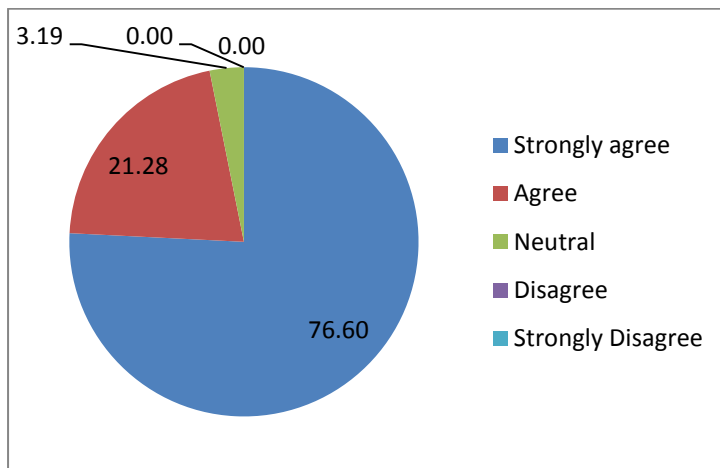
Q.19 What percentage of teachers use ICT tools such as LCD Projector, Multimedia, etc while teaching

94 Responses



Q.20 The overall quality of teaching-learning process in your institute is very good.


94 Responses





**JSPM's
JAYWANTRAO SAWANAT COLLEGE OF ENGINEERING**

**Sr.No. 58, Handewadi Road, Hadapsar, Pune, Maharashtra
411028**





**Department of Electronics and Telecommunication
Engineering**

Q.21) Give three observation / suggestions to improve the overall teaching – learning experience in your institution.

For above question, the following responses were given by students;

- 1) The Students have given following Suggestion.
 - To reduce paper work
 - Hands on Industry Standard Training to improve practical knowledge.
 - Increase no. of industrial visit
 - Increase no. of workshops.
- 2) Arrange the meeting with entrepreneurs in every month.
- 3) Happy with the teaching method of staff.
- 4) The sports activity should be included in Regular Time Table.
- 5) Tie-up with the Core Training Institute for Technical Training.

	JSPM's	 Estd. 2004	
	Jayawantroa Sawant College of Engineering, Hadapsar, Pune.		
	<i>(Approved by AICTE, Delhi & Govt. of Maharashtra, affiliated to University of Pune)</i> Handewadi Road, Hadapsar, Pune, 411028. Information Technology Department		

IT Students Feedback (Student Satisfaction survey) 2018-19

Q1	% of students	No. of students
Strongly Agree	86.3	88
Agree	9.8	10
Neither Nor	0	0
Disagree	2	2
Strongly Disagree	2	2

Q2	% of students	No. of students
Strongly Agree	64.7	66
Agree	35.3	36
Neither Nor	0	0
Disagree	0	0
Strongly Disagree	0	0

Q3	% of students	No. of students
Strongly Agree	86	86
Agree	12	12
Neither Nor	1	2
Disagree	1	2
Strongly Disagree	0	0

Q4	% of students	No. of students
Strongly Agree	62.7	64
Agree	33.3	34
Neither Nor	2	2
Disagree	2	2
Strongly Disagree	0	0

Q5	% of students	No. of students
Strongly Agree	82.4	84
Agree	15.7	16
Neither Nor	0	0
Disagree	2	2
Strongly Disagree		

Q6	% of students	No. of students
Strongly Agree	78.4	80
Agree	17.6	18
Neither Nor	2	2
Disagree	2	2
Strongly Disagree	0	0

Q7	% of students	No. of students
Strongly Agree	44.9	45
Agree	30.6	31
Neither Nor	14.3	15
Disagree	10.2	11
Strongly Disagree	0	0

Q8	% of students	No. of students
Strongly Agree	54	55
Agree	40	40
Neither Nor	6	7
Disagree	0	0
Strongly Disagree	0	0

Q9	% of students	No. of students
Strongly Agree	58.8	60
Agree	35.3	18
Neither Nor	3.9	2
Disagree	2	2
Strongly Disagree	0	0

Q10	% of students	No. of students
Strongly Agree	84.3	86
Agree	13.7	14
Neither Nor	2	2
Disagree	0	0
Strongly Disagree	0	0

Q11	% of students	No. of students
Strongly Agree	76.5	78
Agree	21.5	22
Neither Nor	2	2
Disagree	0	0
Strongly Disagree	0	0

Q12	% of students	No. of students
Strongly Agree	81.6	81
Agree	16.4	17
Neither Nor	2	2
Disagree	2	2
Strongly Disagree	0	0

Q13	% of students	No. of students
Strongly Agree	68.6	70
Agree	27.5	28
Neither Nor	3.9	4
Disagree	0	0
Strongly Disagree	0	0

Q14	% of students	No. of students
Strongly Agree	62.7	64
Agree	33.3	34
Neither Nor	0	0
Disagree	3.9	4
Strongly Disagree	0	0

Q15	% of students	No. of students
Strongly Agree	58	59
Agree	40	41
Neither Nor	2	2
Disagree	0	0
Strongly Disagree	0	0

Q16	% of students	No. of students
Strongly Agree	60.8	62
Agree	35.3	36
Neither Nor	0	0
Disagree	3.9	4
Strongly Disagree	0	0

Q17	% of students	No. of students
Strongly Agree	54.9	56
Agree	35.3	36
Neither Nor	7.8	8
Disagree	2	2
Strongly Disagree	0	0

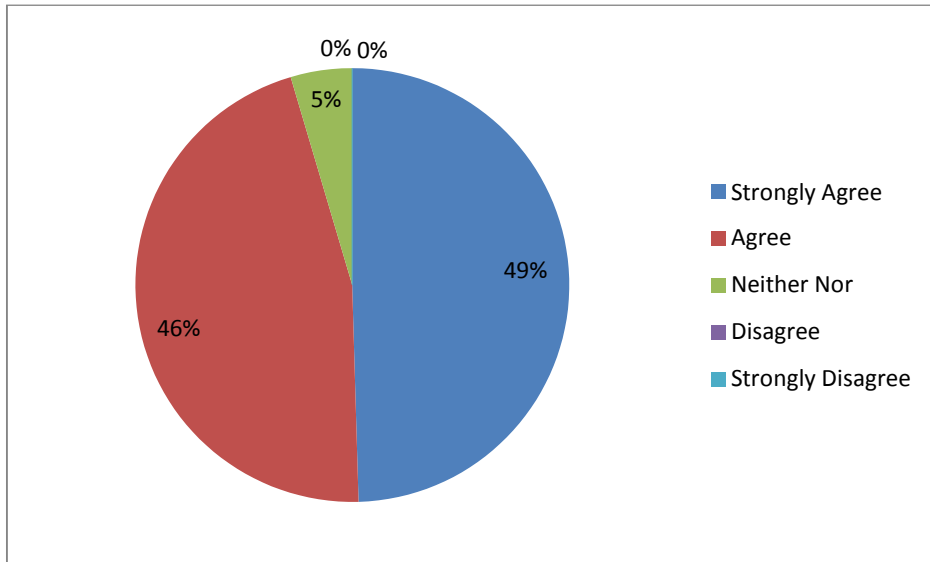
Q18	% of students	No. of students
Strongly Agree	82.4	84
Agree	17.6	18
Neither Nor	0	0
Disagree	0	0
Strongly Disagree	0	0

Q19	% of students	No. of students
Strongly Agree	47.1	48
Agree	47.1	48
Neither Nor	3.9	4
Disagree	2	2
Strongly Disagree	0	0

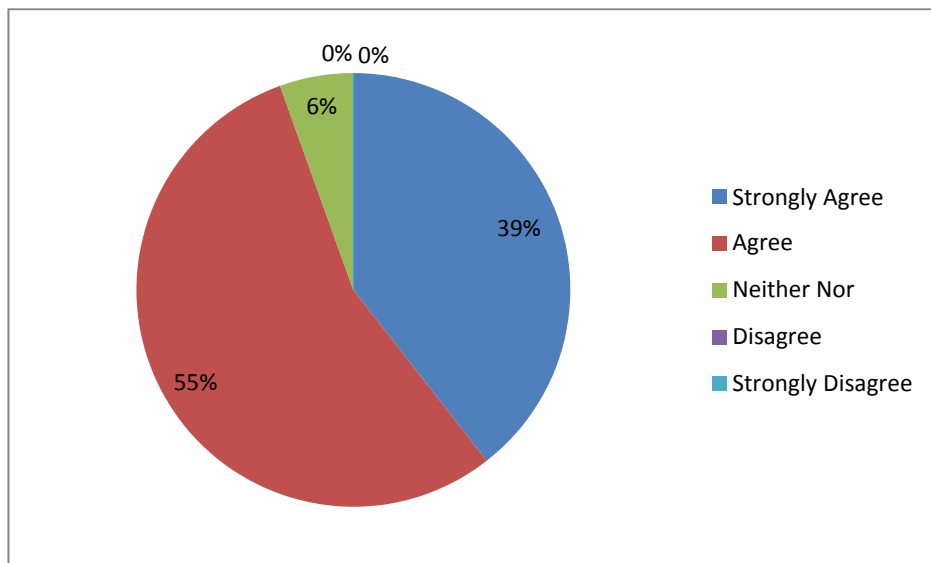
Q20	% of students	No. of students
Strongly Agree	58.8	60
Agree	39.2	40
Neither Nor	2	2
Disagree	0	0
Strongly Disagree	0	0

Student Satisfaction Survey (AY 2018-19)

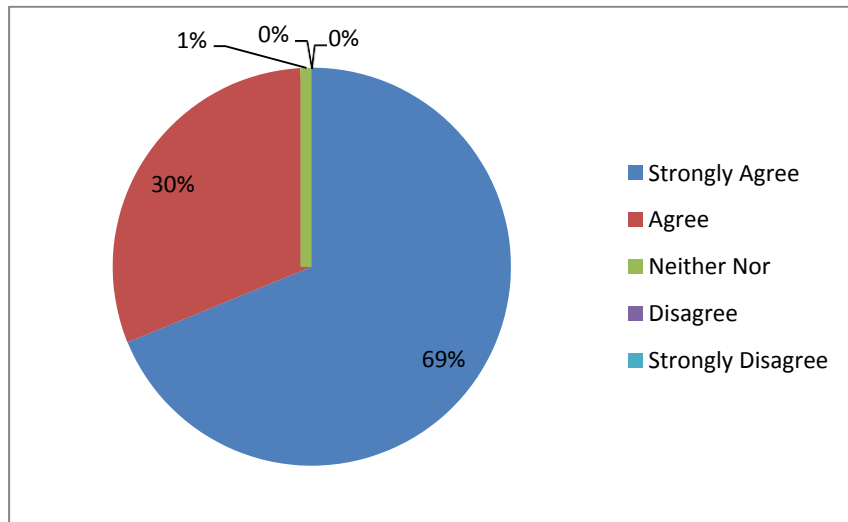
Q.1) How much of the syllabus was covered in theclass?



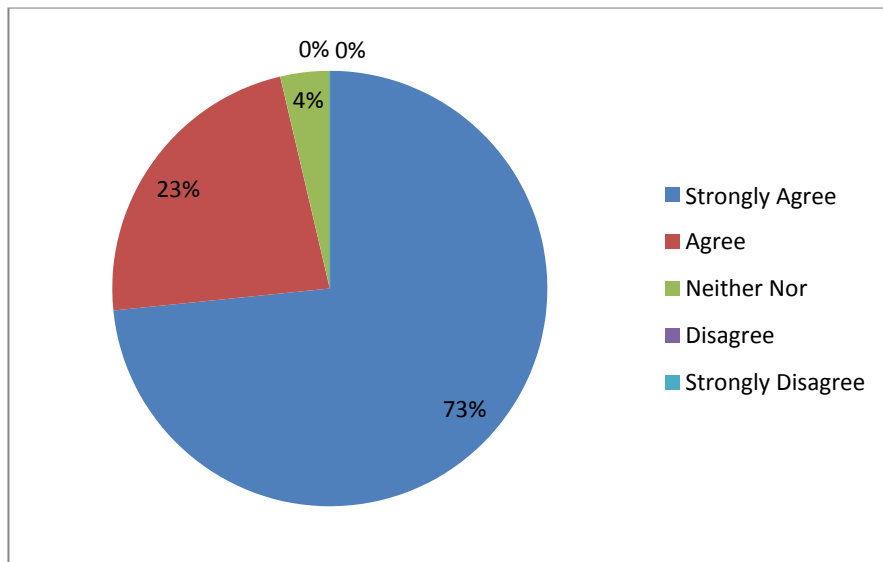
Q.2) How well did the teachers prepare for theclasses?



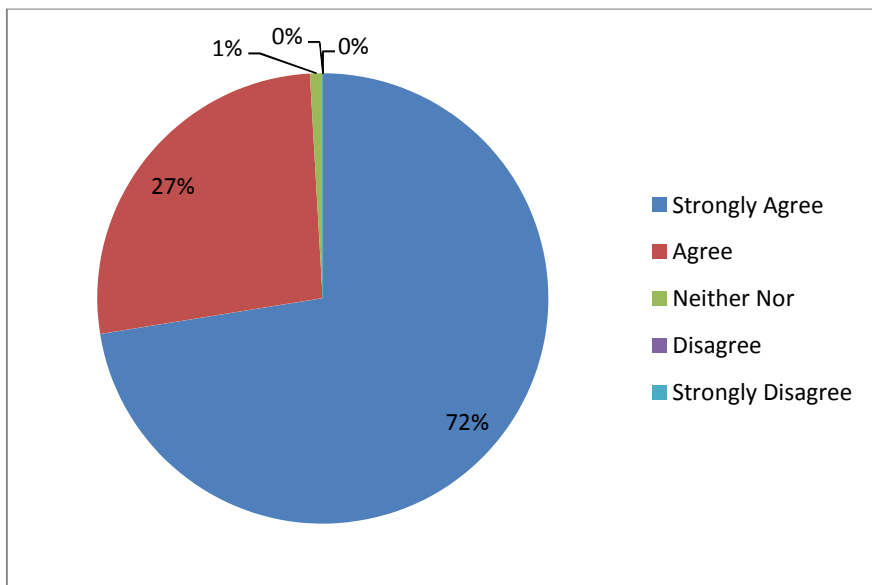
Q.3) How well were the teachers able to communicate?



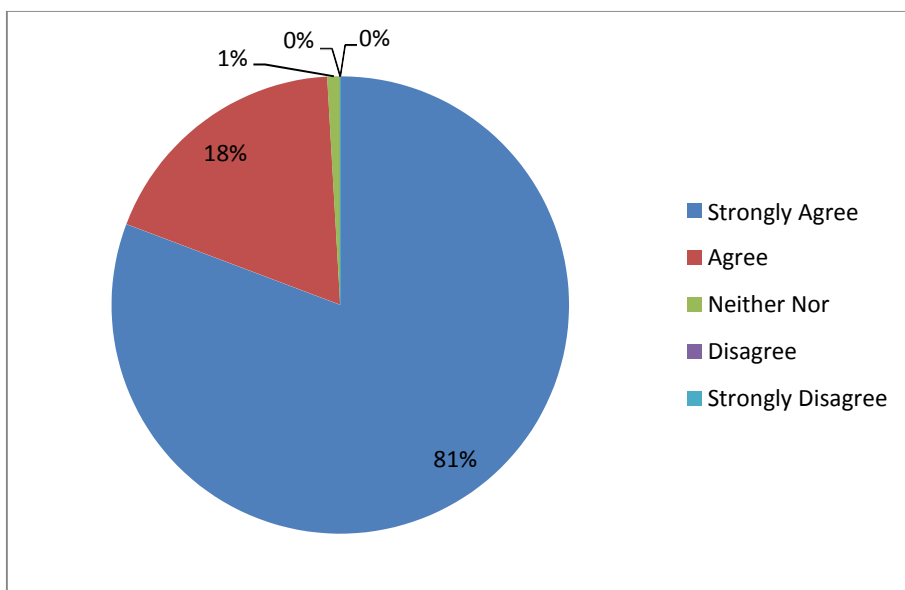
Q.4) The teacher's approach to teaching can best be described as;



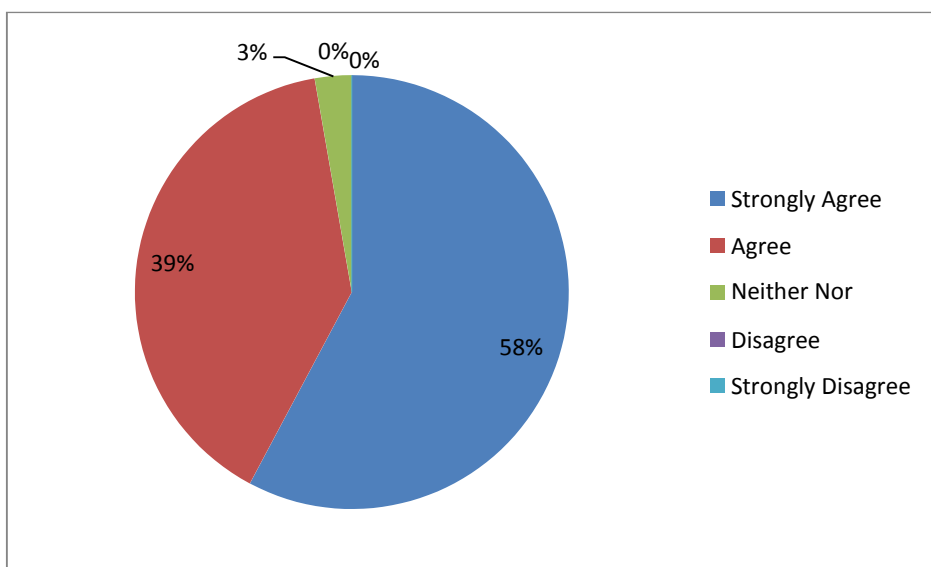
Q.5) Fairness of the internal evaluation process by the teachers.



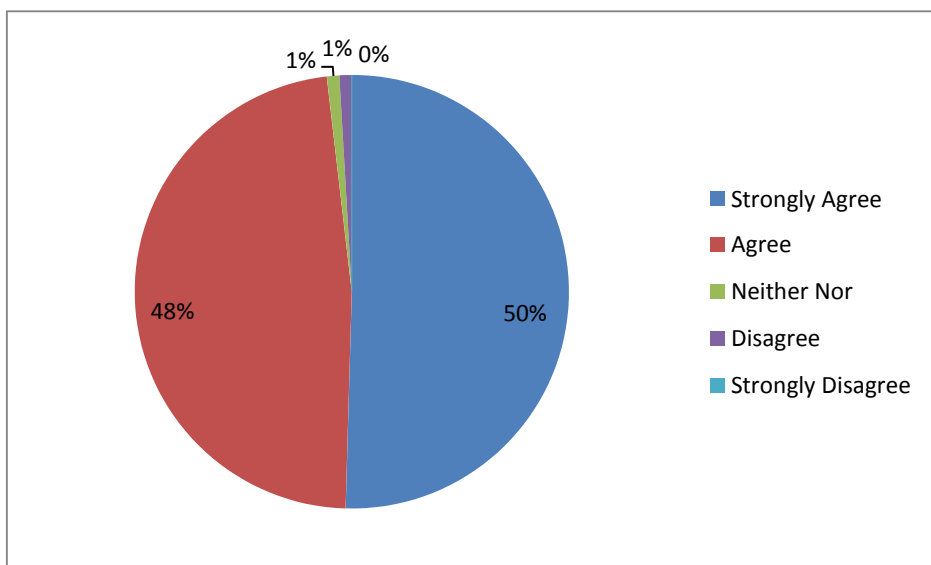
Q.6) Was your performance in assignments discussed with you?



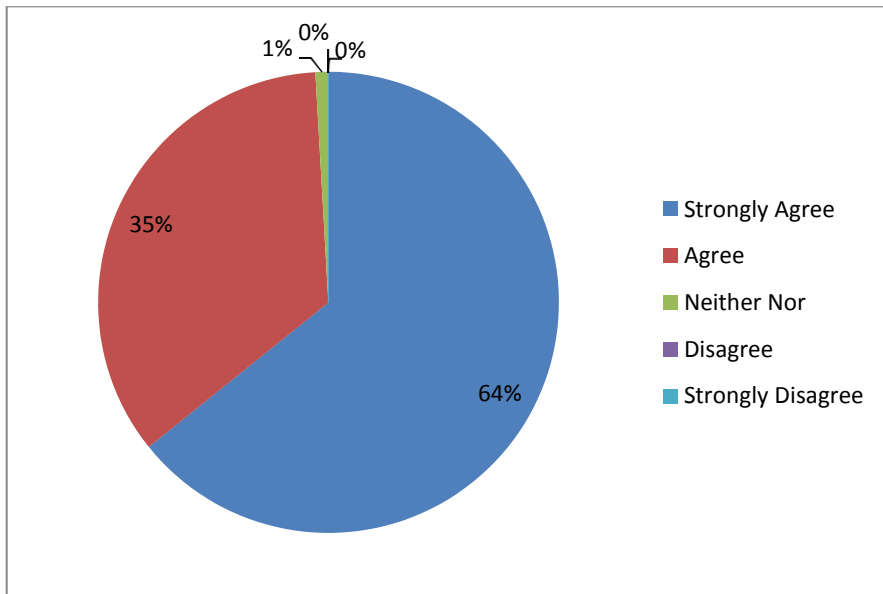
Q.7) The institute takes active interest in promoting internship, student exchange, and field visit opportunities for students.



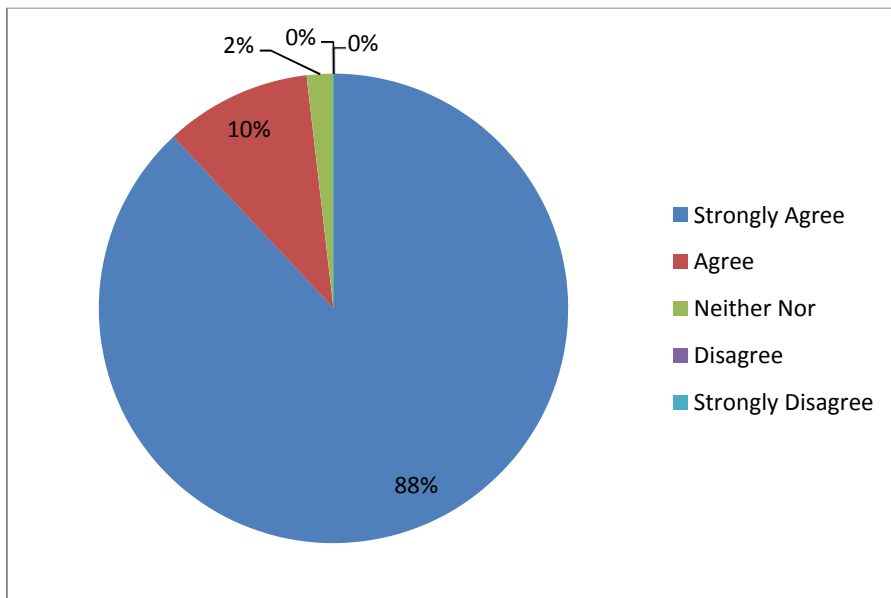
Q.8) The teaching and mentoring process in your institution facilitates you in cognitive, social and emotional growth.



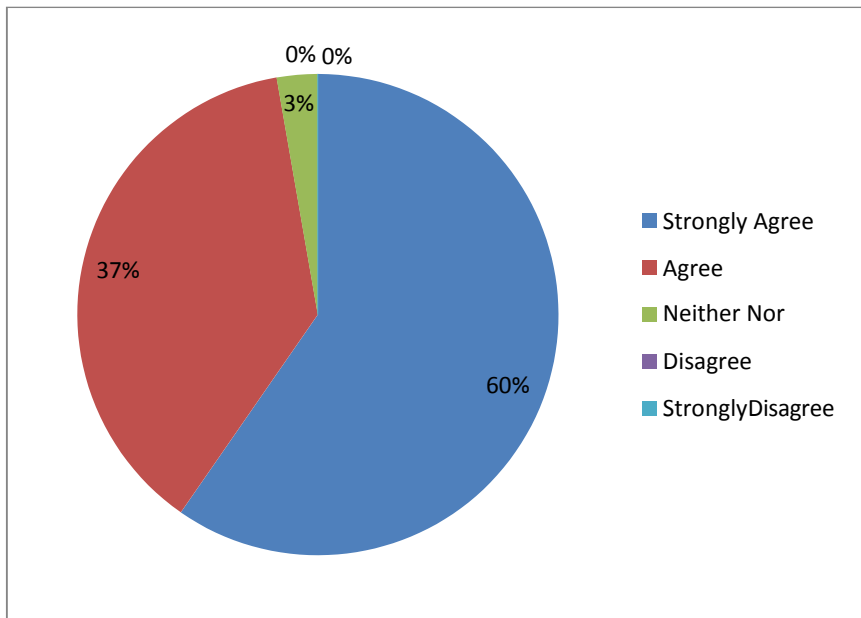
Q.9) The institution provides multiple opportunities to learn and grow.



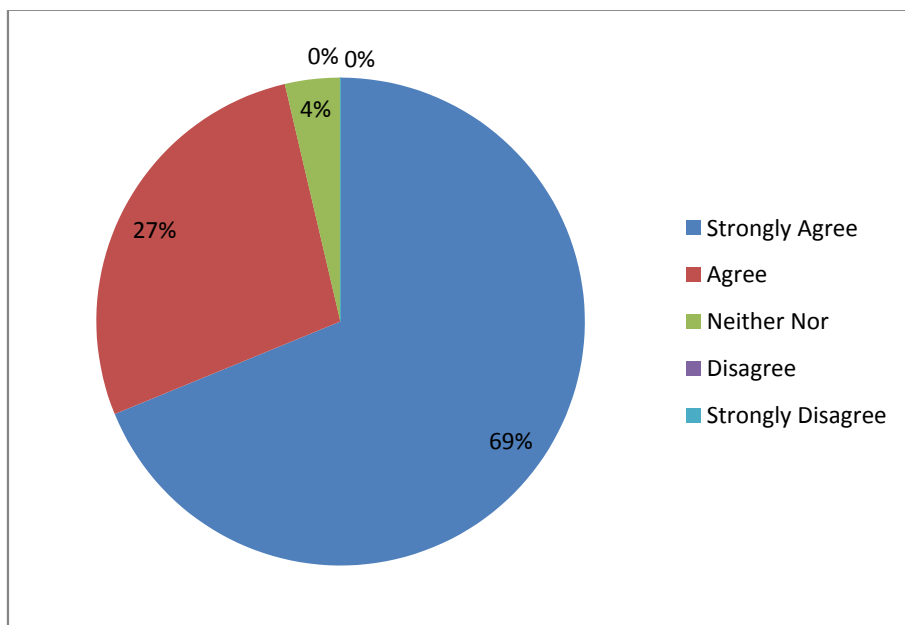
Q.10) Teachers inform you about your expected competencies, course outcomes and programme outcomes.



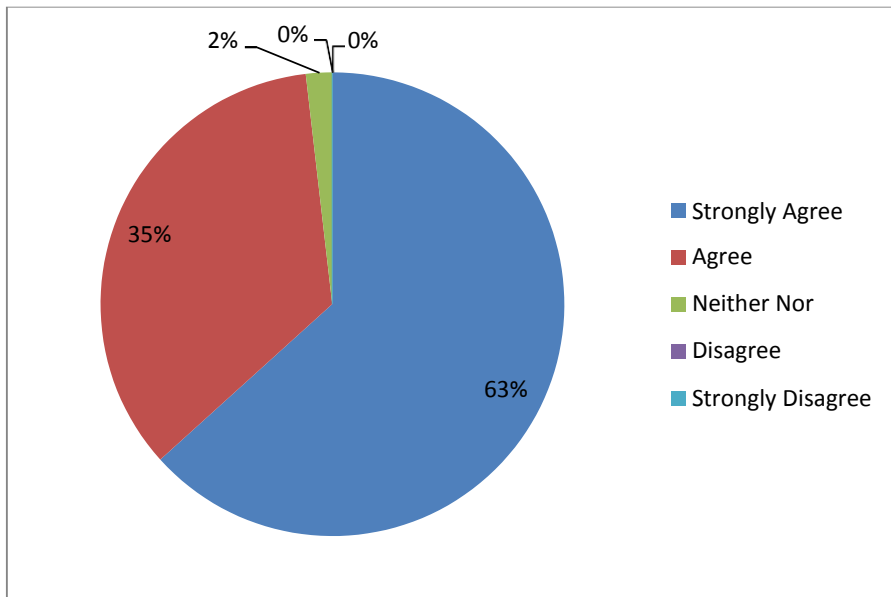
Q.11) Your mentor does a necessary follow-up with an assigned task toyou.



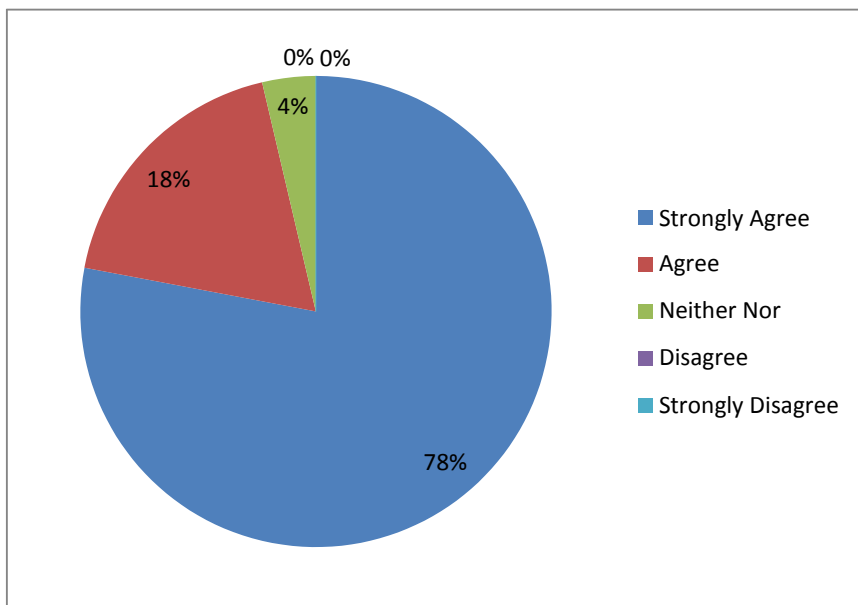
Q.12) The teachers illustrate the concepts through examples and applications.



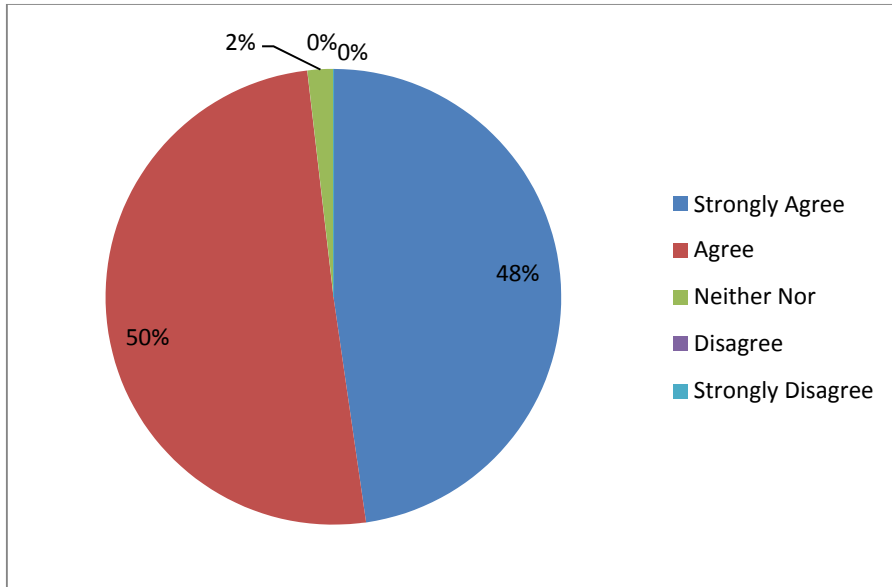
Q.13) The teachers identify your strengths and encourage you with providing right level of challenges.



Q.14) Teachers are able to identify your weaknesses and help you to overcome them.



Q.15) The institution makes effort to engage students in the monitoring, review and continuous quality improvement of the teaching learning process.

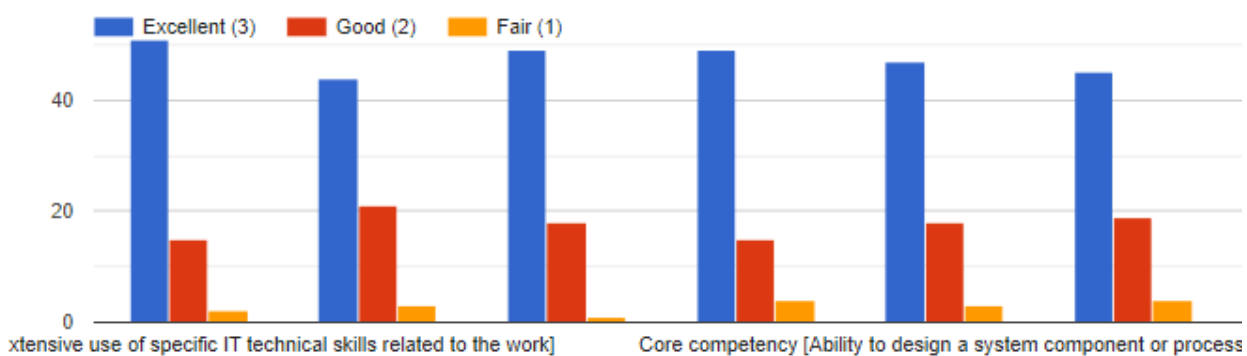


IT Students Exit survey A.Y.2018-19

Exit Survey

	Excellent (3)	Good (2)	Fair (1)
Professional skills [Extensive use of specific IT technical skills related to the work]	<input type="radio"/>	<input type="radio"/>	<input type="radio"/>
Core competency [Ability to apply knowledge of Maths, Science, Humanities and professional discipline for problem formulation and solving]	<input type="radio"/>	<input type="radio"/>	<input type="radio"/>
Core competency [Collecting and analyzing appropriate data]	<input type="radio"/>	<input type="radio"/>	<input type="radio"/>
Core competency [Ability to link theory to practice]	<input type="radio"/>	<input type="radio"/>	<input type="radio"/>
Core competency [Ability to design a system component or process]	<input type="radio"/>	<input type="radio"/>	<input type="radio"/>
Research and Advanced studies [Ability to pursue higher studies and research]	<input type="radio"/>	<input type="radio"/>	<input type="radio"/>
Team Skills [Ability to work in teams.]	<input type="radio"/>	<input type="radio"/>	<input type="radio"/>
Team Skills [Ability to work in arduous /Challenging situation]	<input type="radio"/>	<input type="radio"/>	<input type="radio"/>
Team Skills [Independent thinking]	<input type="radio"/>	<input type="radio"/>	<input type="radio"/>
Team Skills [Appreciation of ethical Values]	<input type="radio"/>	<input type="radio"/>	<input type="radio"/>
Team Skills [IT knowledge]	<input type="radio"/>	<input type="radio"/>	<input type="radio"/>
Interpersonal Communication skill [Oral communication]	<input type="radio"/>	<input type="radio"/>	<input type="radio"/>
Interpersonal Communication skill [Report writing]	<input type="radio"/>	<input type="radio"/>	<input type="radio"/>
Interpersonal Communication skill [Presentation skills]	<input type="radio"/>	<input type="radio"/>	<input type="radio"/>
Socio-Environmental aspects [Awareness of the impact of engineering solutions in global, economic, environmental, and societal context]	<input type="radio"/>	<input type="radio"/>	<input type="radio"/>

Exit Survey



Give three observation / suggestions to improve the overall teaching – learning experience in your institution.

For above question following responses are given by students;

- 1) I have Great experience in this institute. One suggestion from my side is that reduced paper work, theory part and concrete on practical knowledge, no. of industrial visit, no. of workshops it's more beneficial to students for increasing their practical knowledge.
- 2) Need to improve placement, get more companies with higher packages.
- 3) Only improve the practical knowledge of the students, by making more industrial visit. Also make a one meeting with entrepreneurs in a month.
- 4) Satisfy with the teaching method of staff.
- 5) Practical knowledge to be focused more than theoretical, extra knowledge to be delivered in order to make students get prepared for entrance exams, placement of better quality to be focused more.

**HOD IT
(Prof. Jyoti S. Patil)**

JSPM's

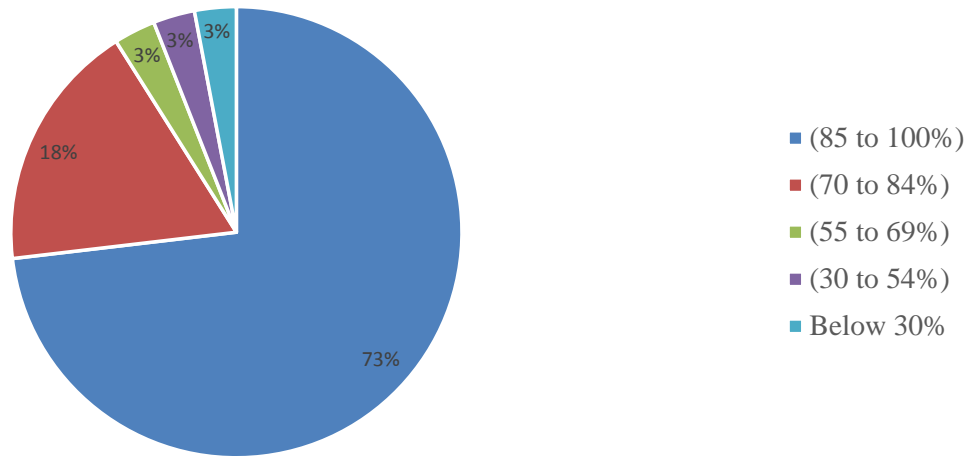
JAYAWANTRAO SAWANT COLLEGE OF ENGINEERING, HADAPSAR, PUNE

DEPARTMENT OF MECHANICAL ENGINEERING

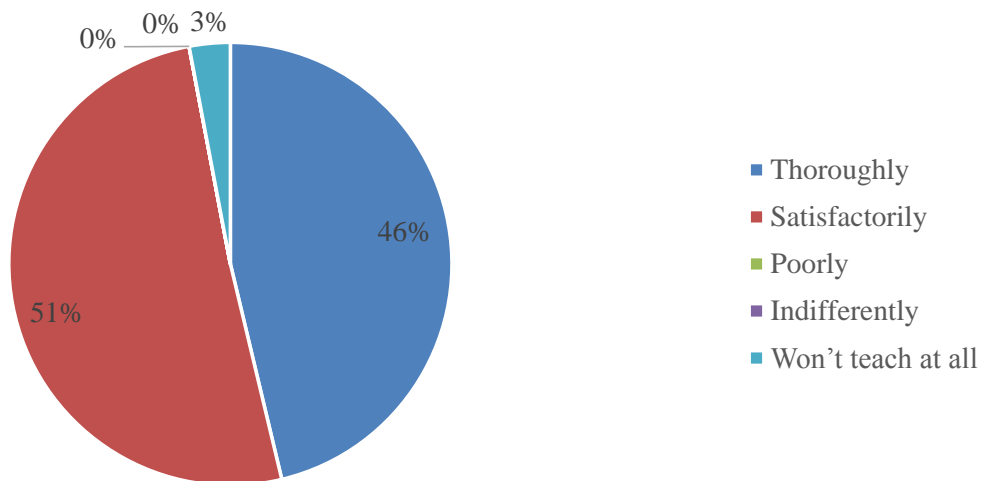
Student Satisfaction Survey on Teaching Learning Process

SEM-I A.Y. 2018-19

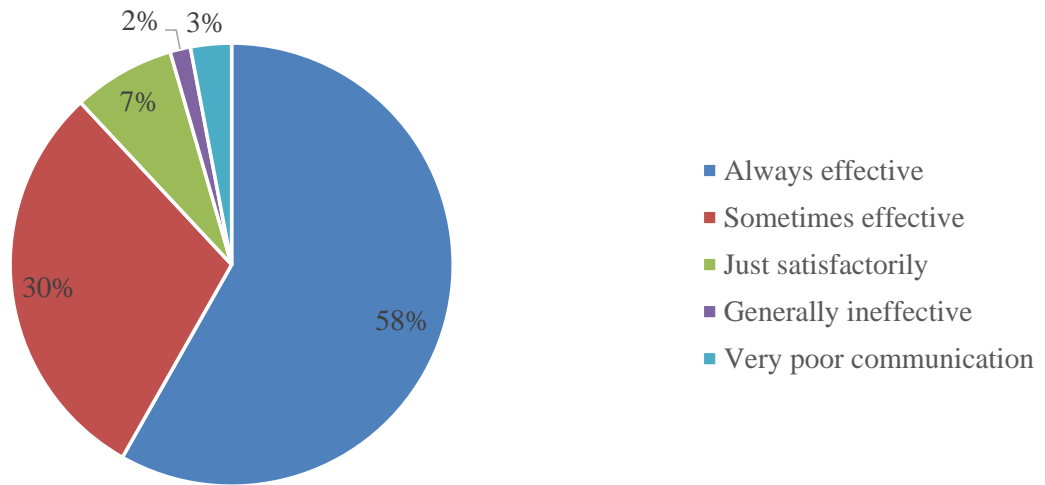
1. How much of the syllabus was covered in the class ?



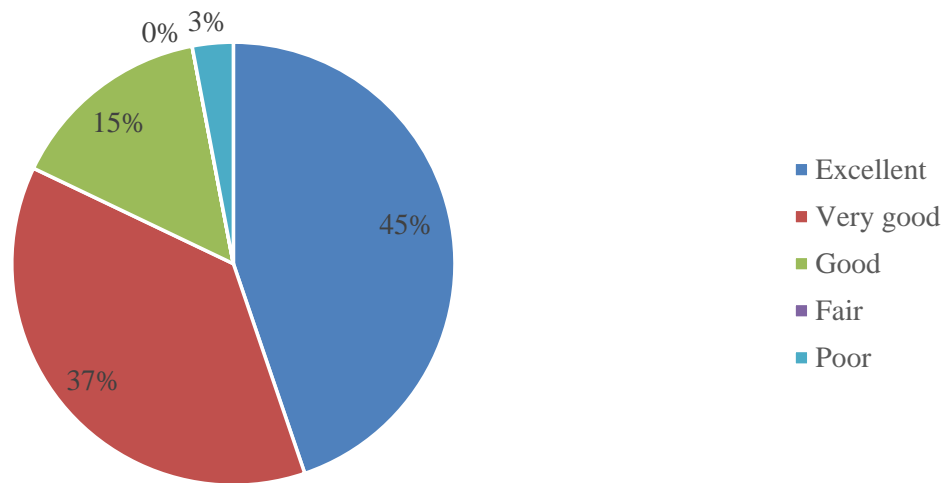
2. How well did the teachers prepare for the classes?



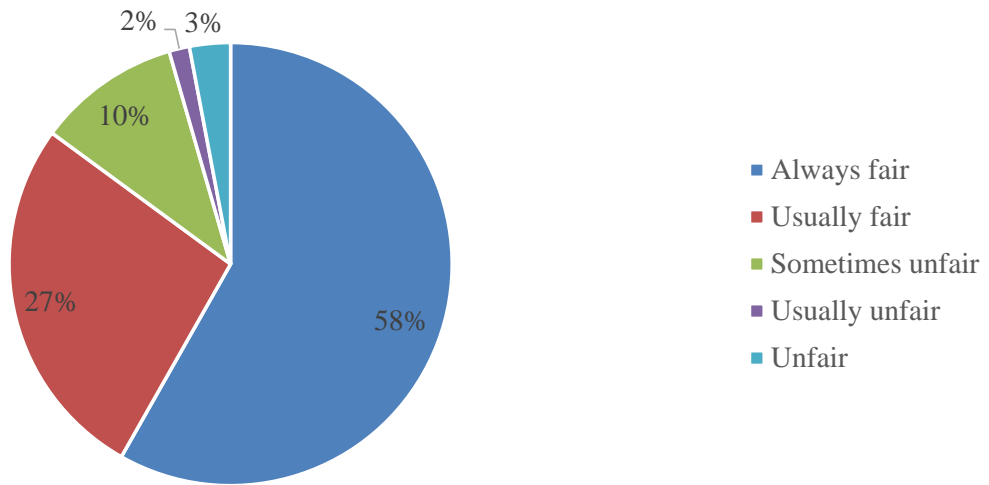
3. How well were the teachers able to communicate?



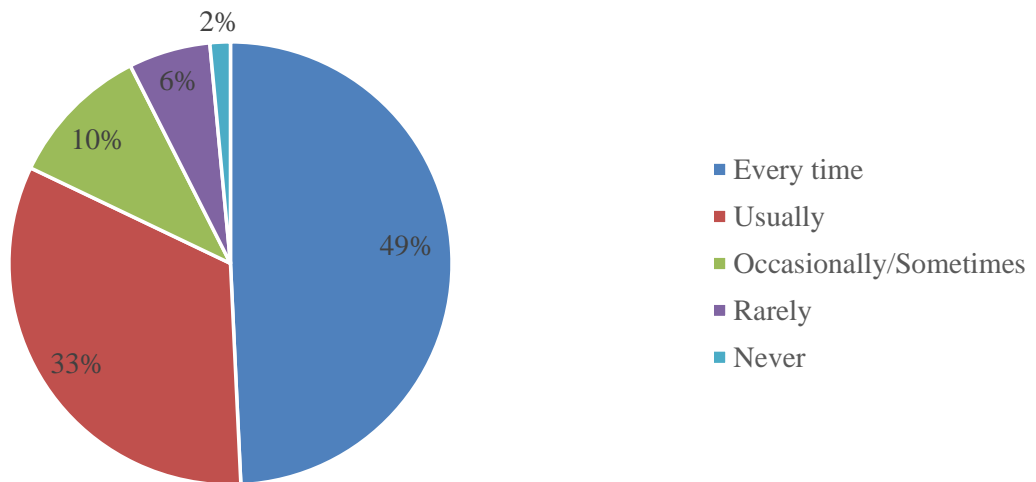
4. The teacher's approach to teaching can best be described as



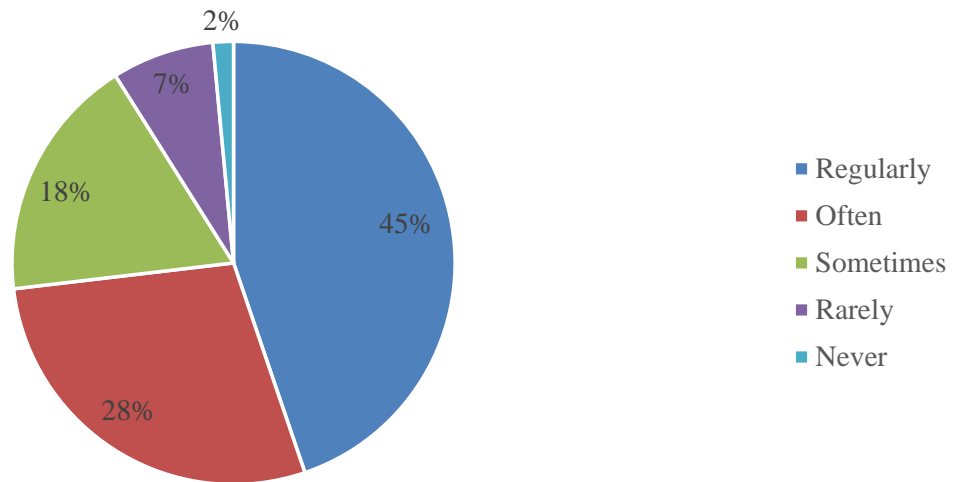
5. Fairness of the internal evaluation process by the teachers.



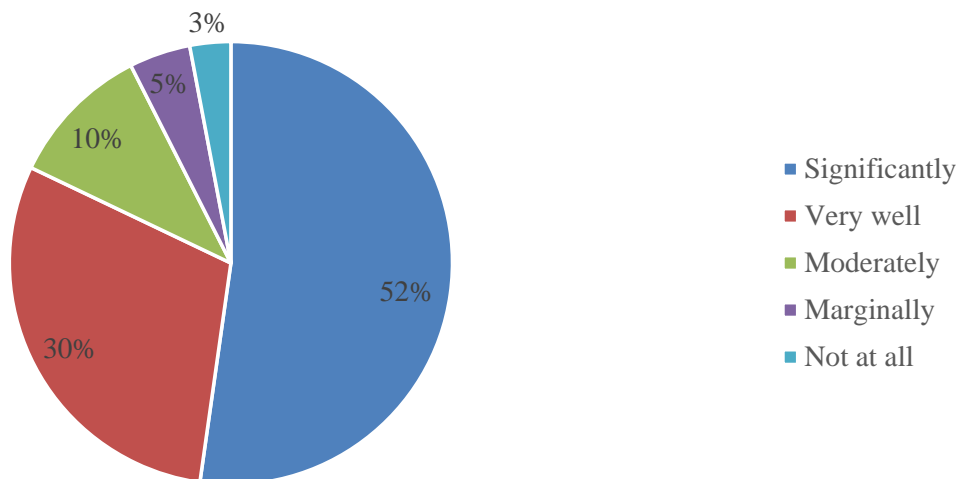
6. Was your performance in assignments discussed with you?



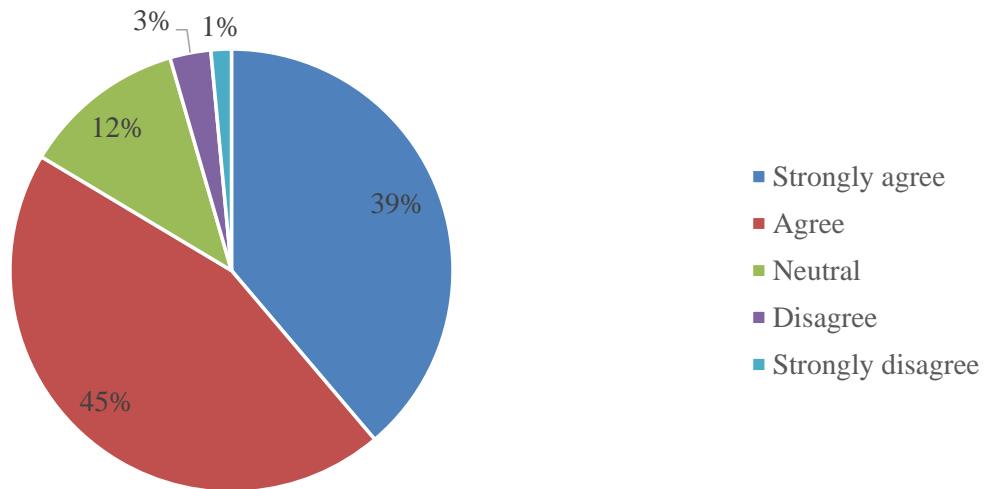
7. The institute takes active interest in promoting internship, student exchange, field visit opportunities for students.



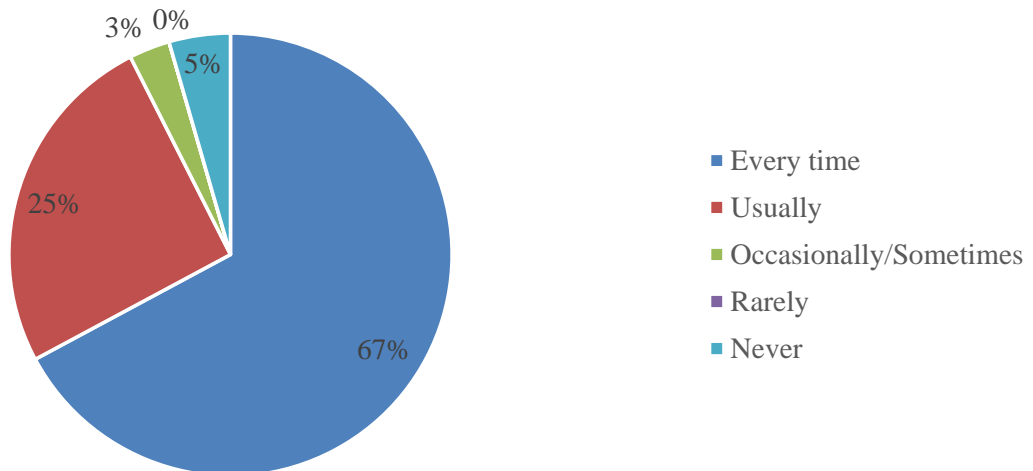
8. The teaching and mentoring process in your institution facilitates you in cognitive, social and emotional growth.



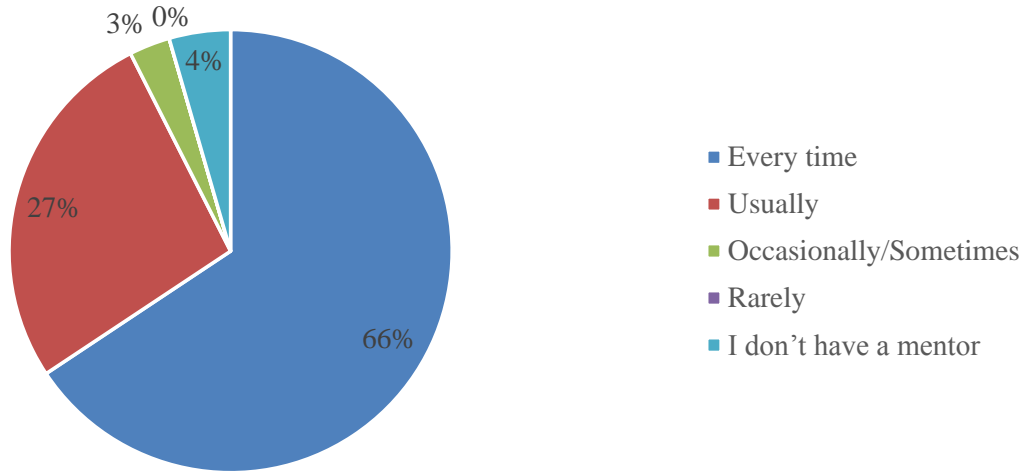
9. The institution provides multiple opportunities to learn and grow.



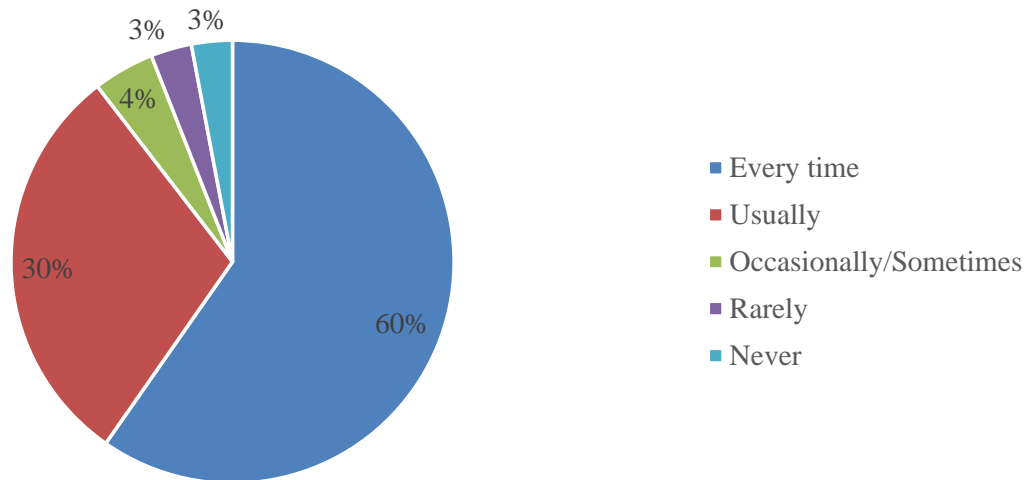
10. Teachers inform you about your expected competencies, course outcomes and programme outcomes.



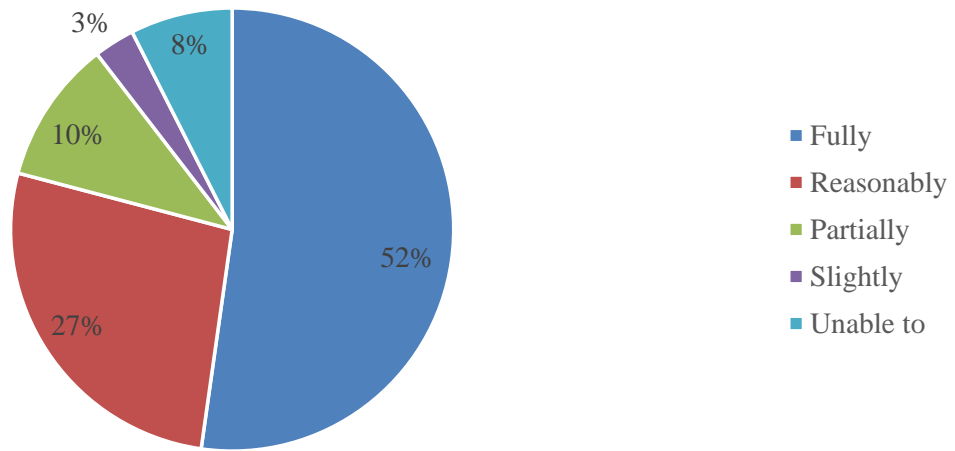
11. Your mentor does a necessary follow-up with an assigned task to you.



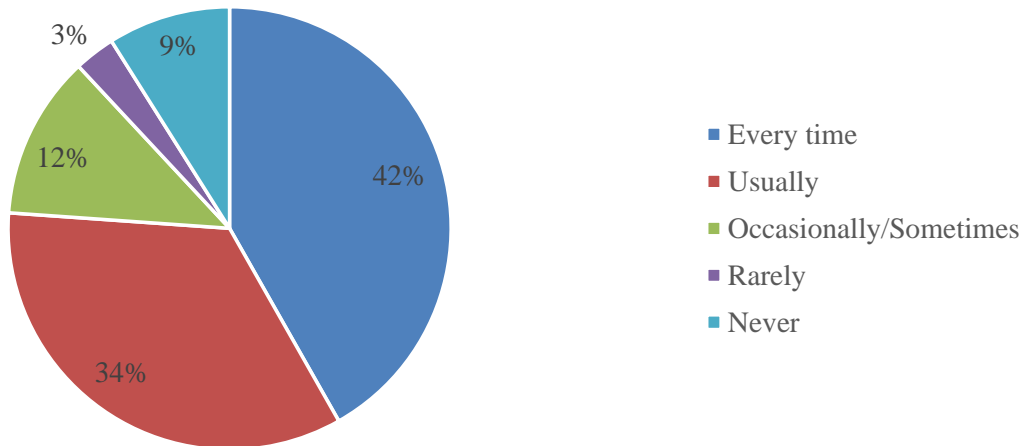
12. The teachers illustrate the concepts through examples and applications.



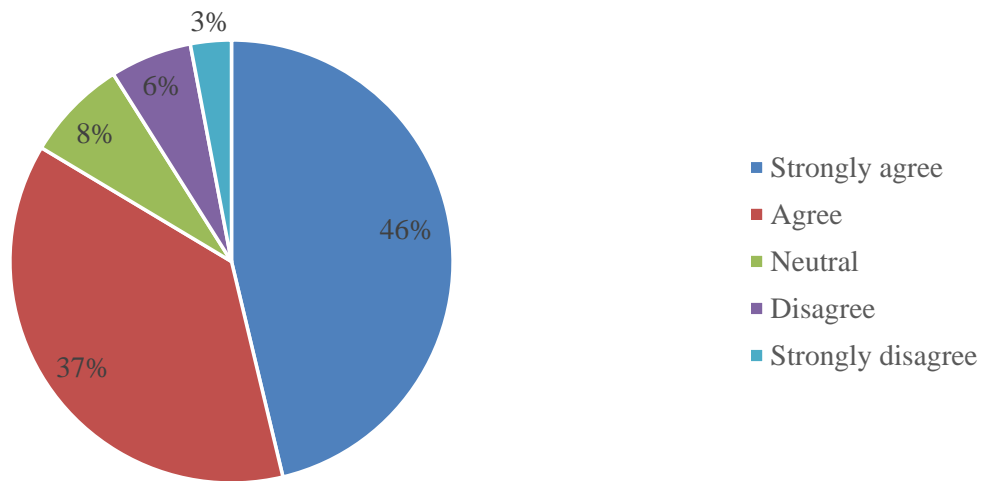
13. The teachers identify your strengths and encourage you with providing right level of challenges.



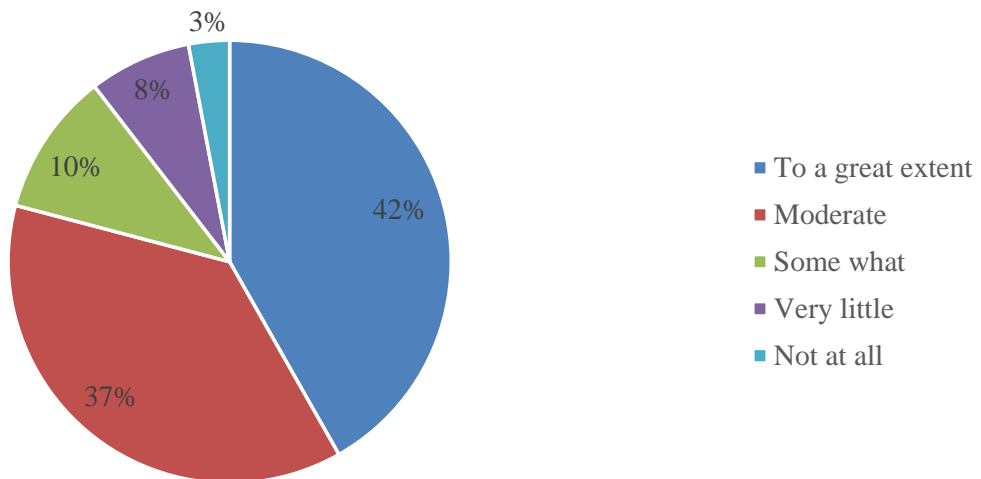
14. Teachers are able to identify your weaknesses and help you to overcome them.



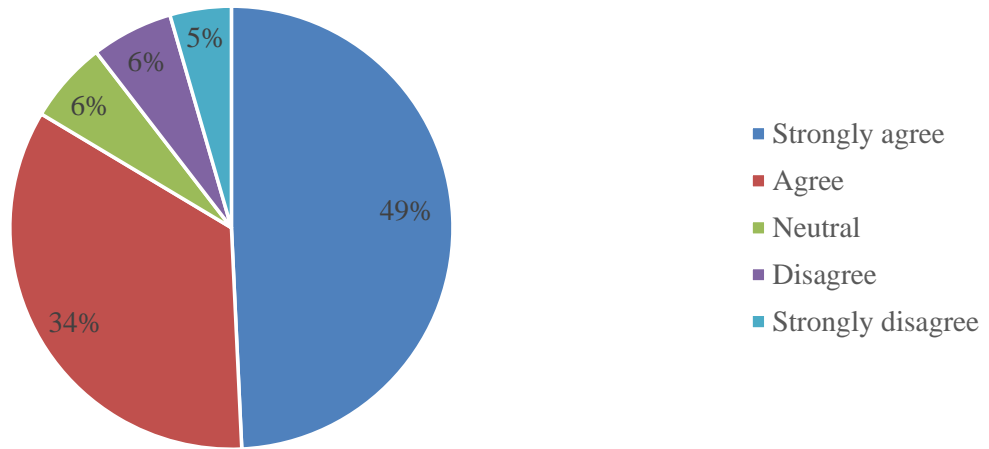
15. The institution makes effort to engage students in the monitoring, review and continuous quality improvement of the teaching learning process.



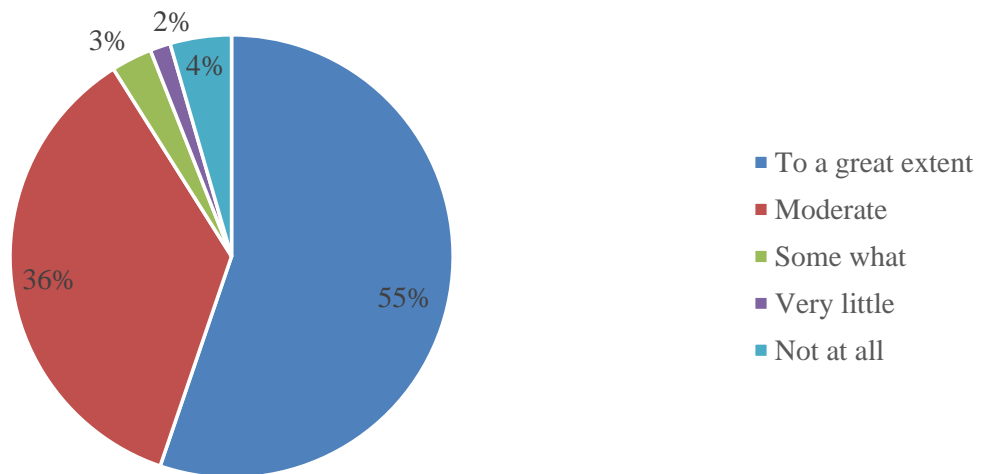
16. The institute/ teachers use student centric methods, such as experiential learning, participative learning and problem solving methodologies for enhancing learning experiences.



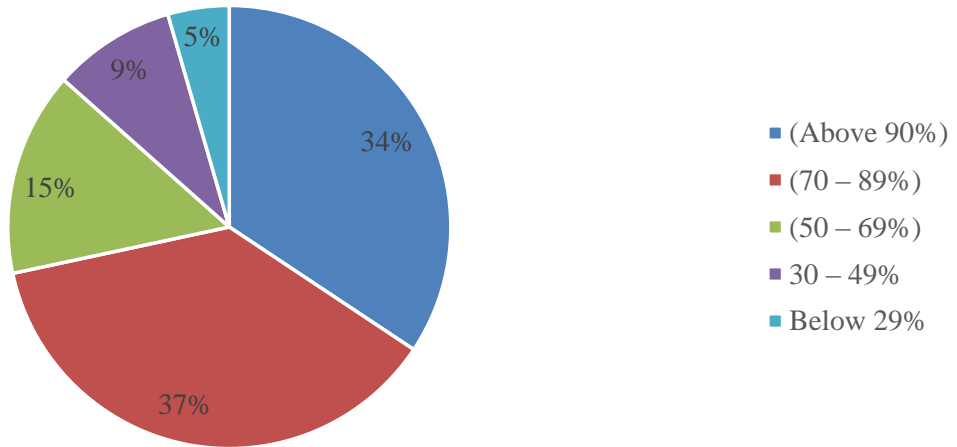
17. Teachers encourage you to participate in extracurricular activities.



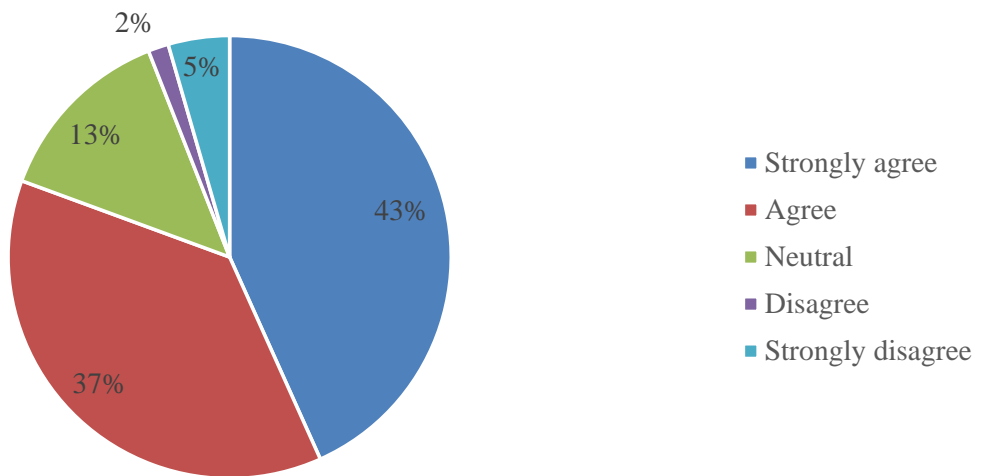
18. Efforts are made by the institute/ teachers to inculcate soft skills, life skills and employability skills to make you ready for the world of work.



19. What percentage of teachers use ICT tools such as LCD projector, Multimedia, etc. while teaching.



20. The overall quality of teaching-learning process in your institute is very good.





JSPM's

Jayawantroa Sawant College of Engineering, Hadapsar, Pune.
(Approved by AICTE, Delhi & Govt. of Maharashtra, affiliated to University of Pune)
Handewadi road, Hadapsar, Pune, 411028.
MBA Department



MBA Students Feedback (Exit Survey, Student Satisfaction survey) 2018-19

Q1	% of students	No. of students
85 to 100 %	61	62
70 to 84 %	37	38
55 to 69 %	2	2
30 to 54 %	0	0
Below 30 %	0	0

Q2	% of students	No. of students
Thoroughly	63	64
Satisfactorily	34	35
Poorly	3	3
Indifferently	0	0
Won't teach at all	0	0

Q3	% of students	No. of students
Always Effective	65	66
Sometimes Effective	32	33
Just Satisfactorily	3	3
Generally Ineffective	0	0
Very Poor	0	0

Q4	% of students	No. of students
Excellent	49	50
Very Good	44	45
Good	7	7
Fair	0	0
Poor	0	0

Q5	% of students	No. of students
Always fair	61	62
Usually Fair	37	38
Sometimes Unfair	2	2
Usually Unfair	0	0
Unfair	0	0

Q6	% of students	No. of students
Every time	65	66
Usually	29	30
Sometimes	5	5
Rarely	1	1
Never	0	0

Q7	% of students	No. of students
Regularly	51	52
Often	23	23
Sometimes	17	17
Rarely	10	10
Never	0	0

Q8	% of students	No. of students
Significantly	58	59
Very well	35	36
Moderately	5	5
Marginally	2	2
Not at all	0	0

Q9	% of students	No. of students
Strongly Agree	58	59
Agree	31	32
Neither Nor	5	5
Disagree	6	6
Strongly Disagree	0	0

Q10	% of students	No. of students
Strongly Agree	88	96
Agree	10	11
Neither Nor	2	2
Disagree	0	0
Strongly Disagree	0	0

Q11	% of students	No. of students
Every time	64	65
Usually	31	32
Sometimes	5	5
Rarely	0	0
Never	0	0

Q12	% of students	No. of students
Every time	71	72
Usually	29	30
Sometimes	0	0
Rarely	0	0
Never	0	0

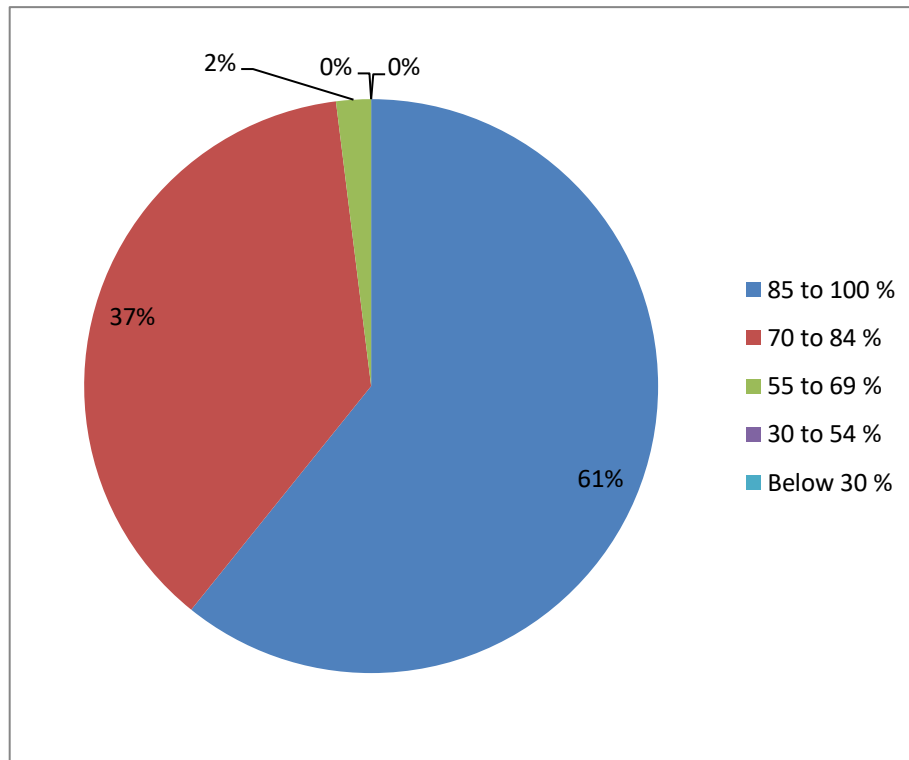
Q13	% of students	No. of students
Fully	66	67
Reasonably	29	30
Partially	5	5
Slightly	0	0
Unable to	0	0

Q14	% of students	No. of students
Every time	51	52
Usually	34	35
Sometimes	12	12
Rarely	3	3
Never	0	0

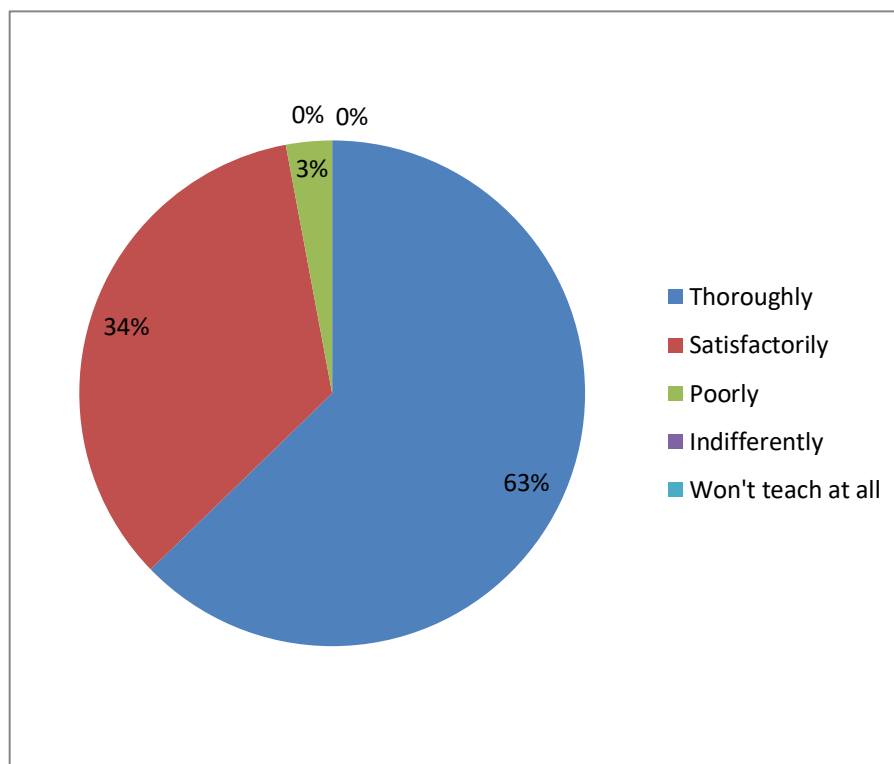
Q15	% of students	No. of students
Strongly Agree	51	52
Agree	31	32
Neither Nor	10	10
Disagree	8	8
Strongly Disagree	0	0

Student Satisfaction Survey (AY 2018-19)

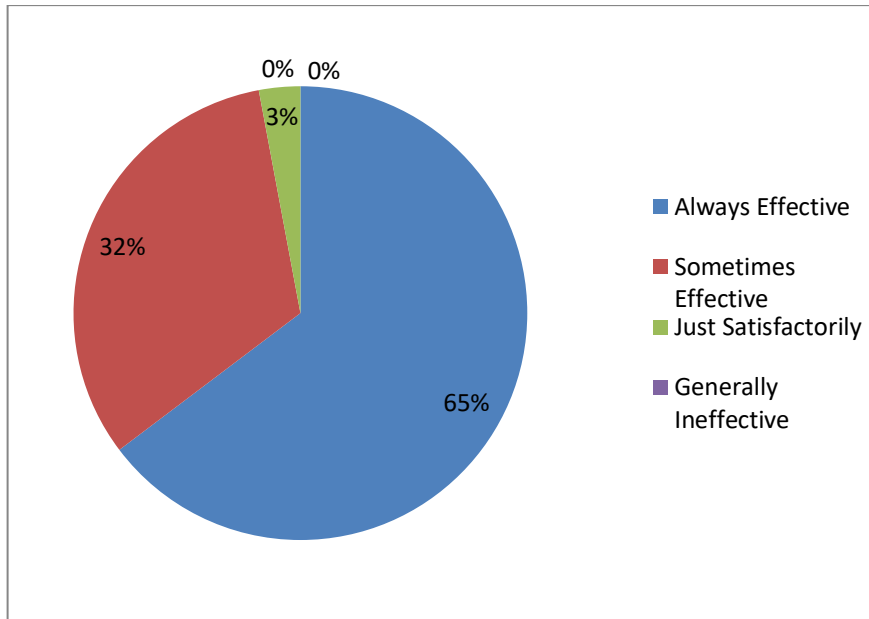
Q.1) How much of the syllabus was covered in the class?



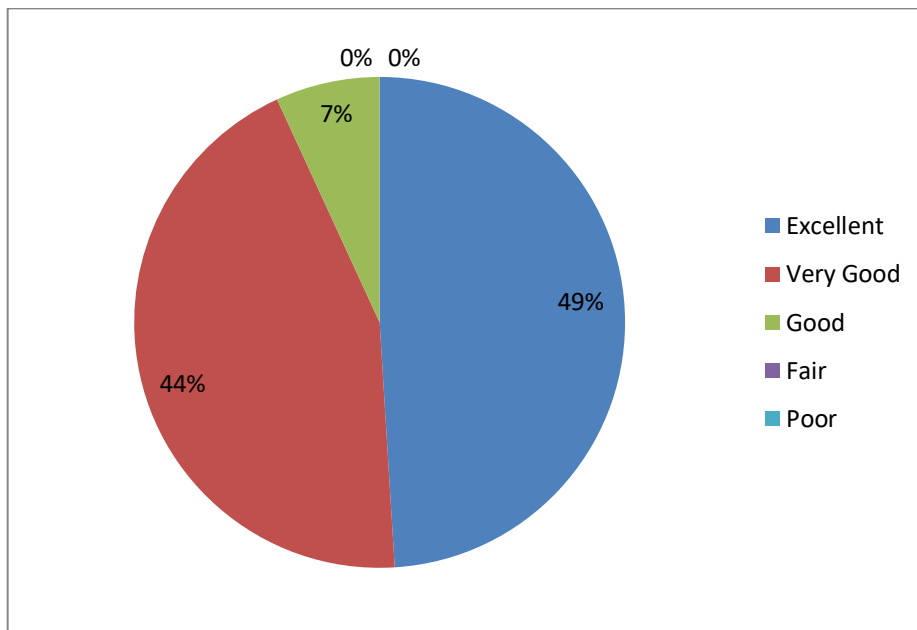
Q.2) How well did the teachers prepare for the classes?



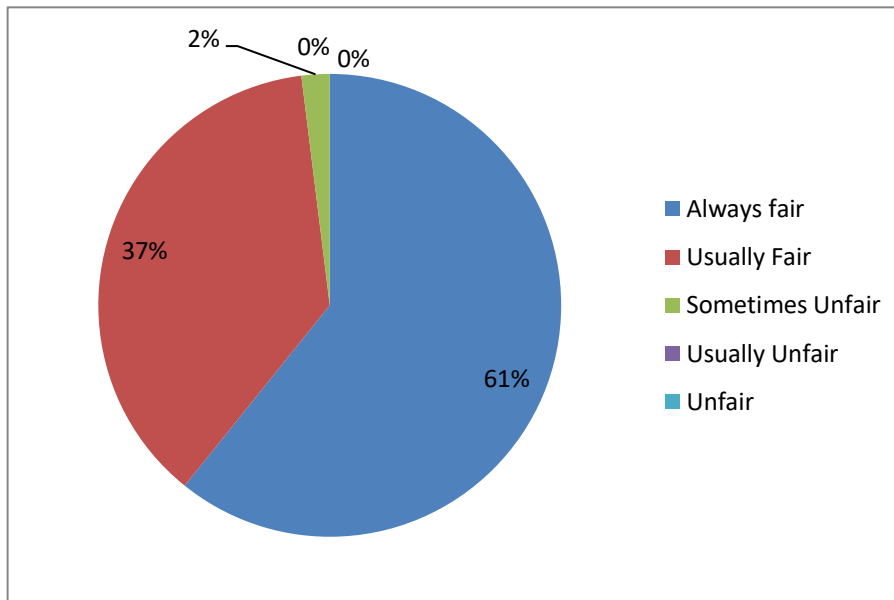
Q.3) How well were the teachers able to communicate?



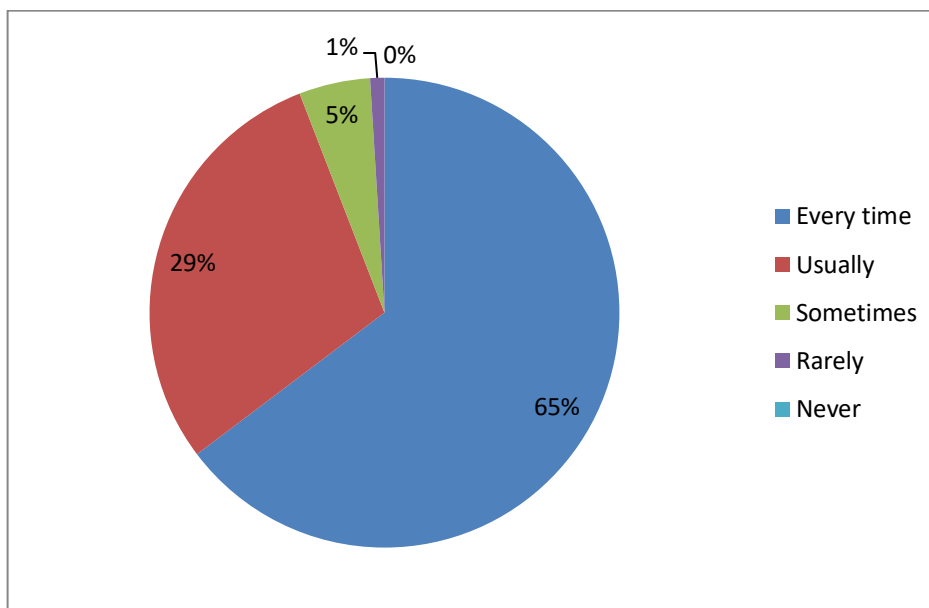
Q.4) The teacher's approach to teaching can best be described as;



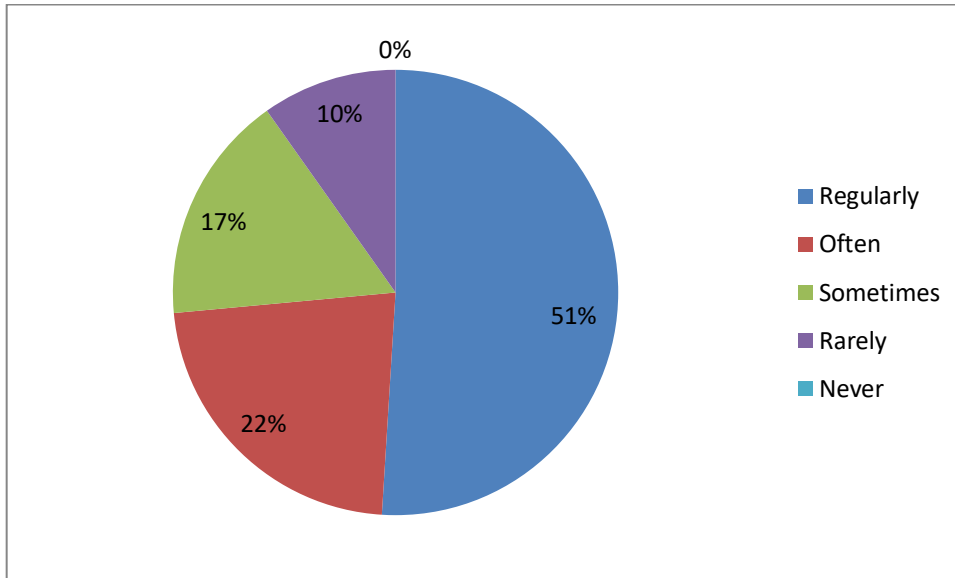
Q.5) Fairness of the internal evaluation process by the teachers.



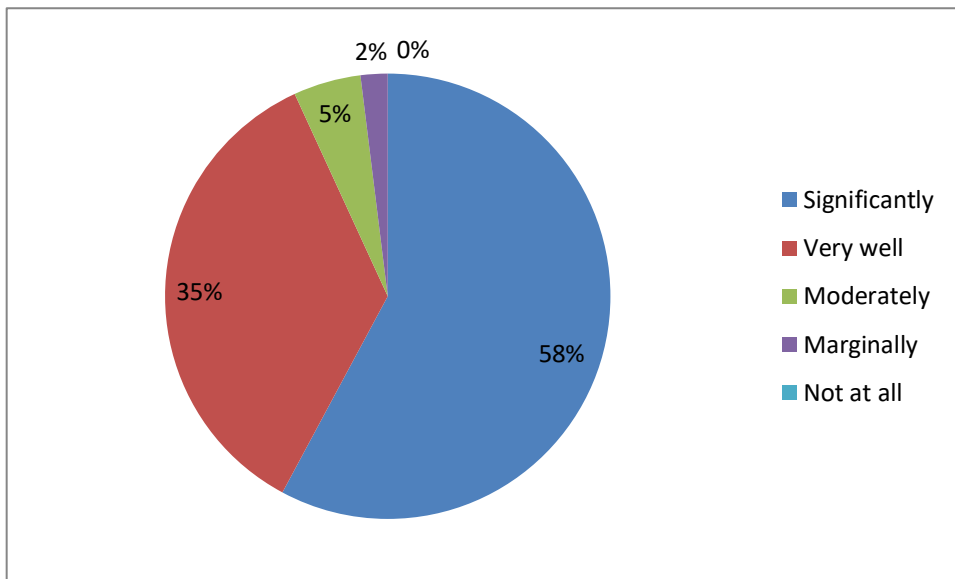
Q.6) Was your performance in assignments discussed with you?



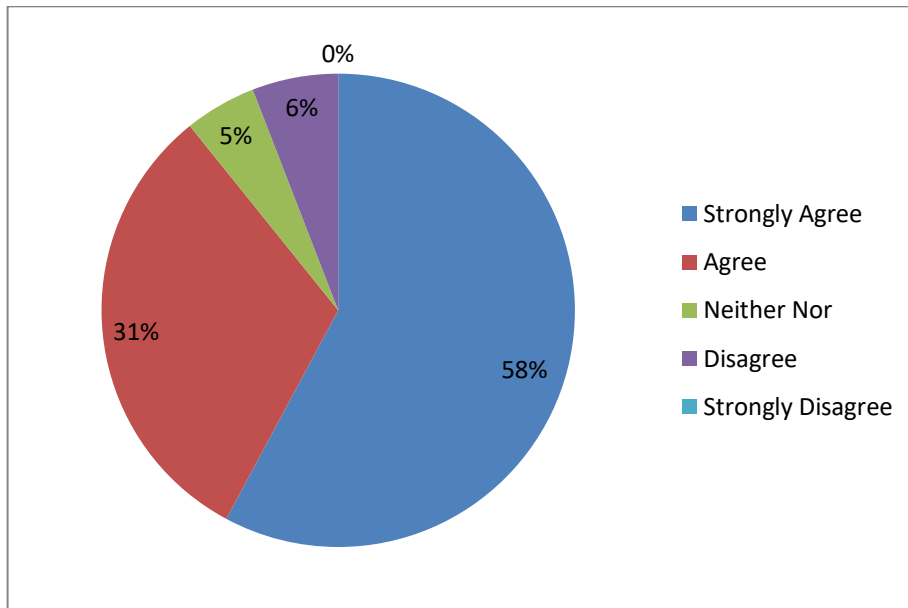
Q.7) The institute takes active interest in promoting internship, student exchange, and field visit opportunities for students.



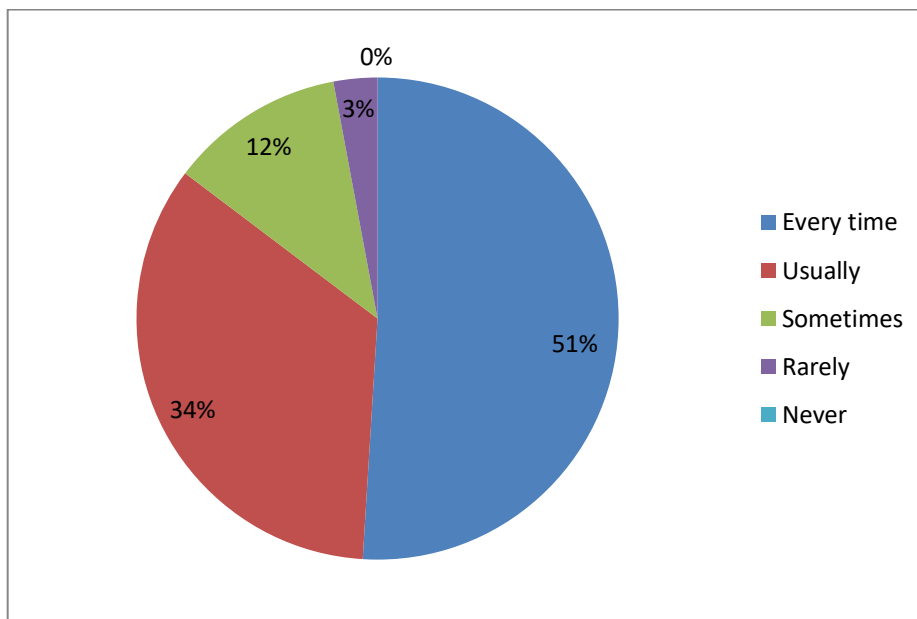
Q.8) The teaching and mentoring process in your institution facilitates you in cognitive, social and emotional growth.



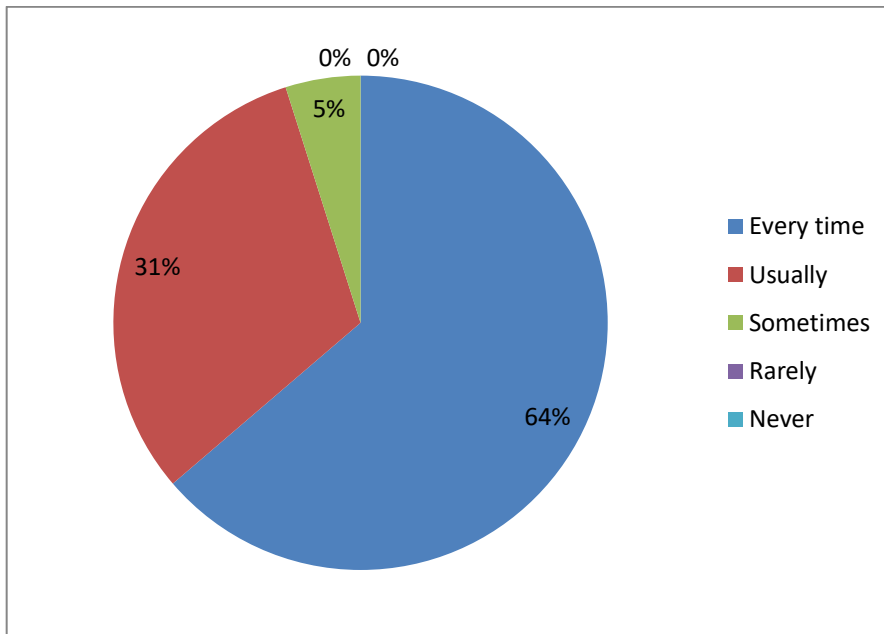
Q.9) The institution provides multiple opportunities to learn and grow.



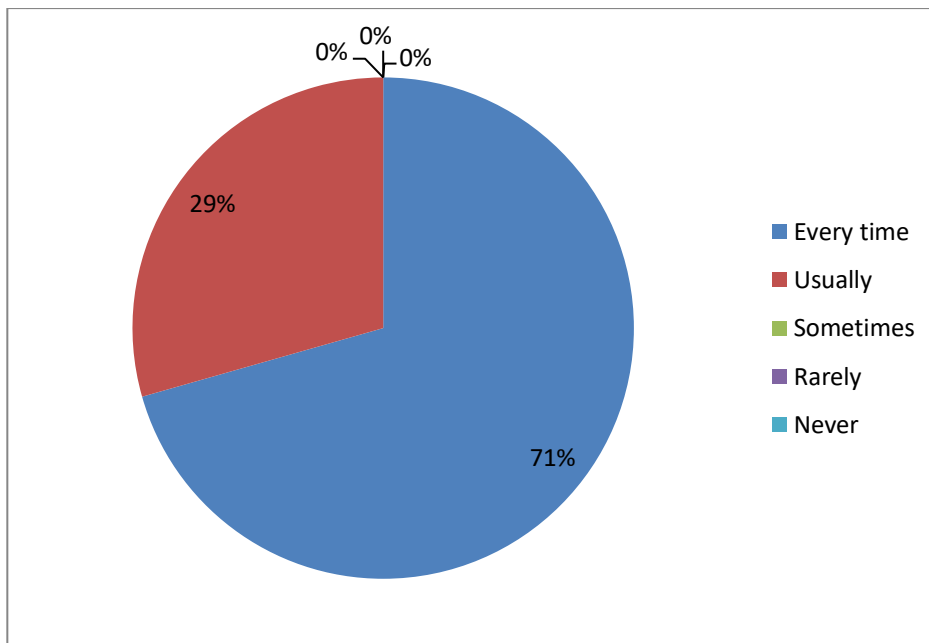
Q.10) Teachers inform you about your expected competencies, course outcomes and programme outcomes.



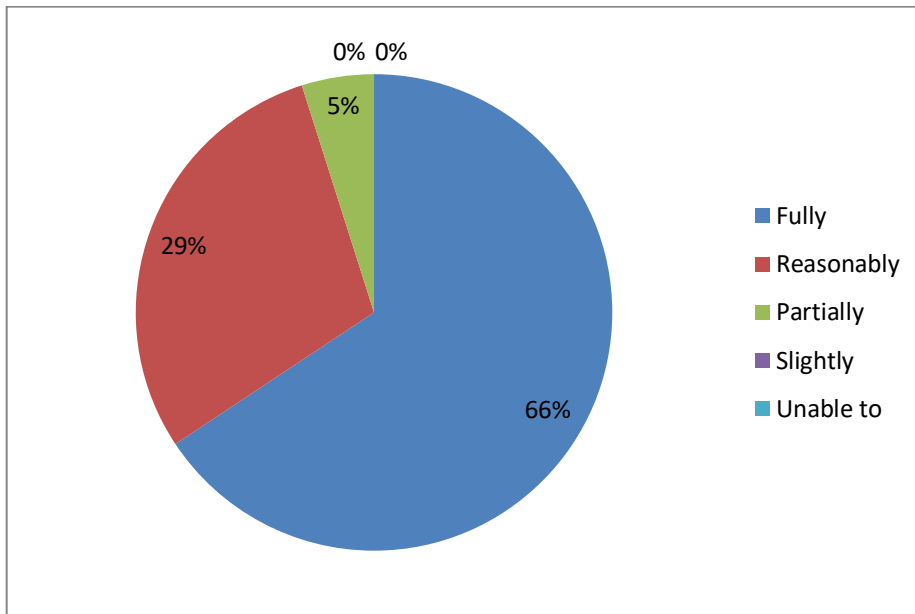
Q.11) Your mentor does a necessary follow-up with an assigned task to you.



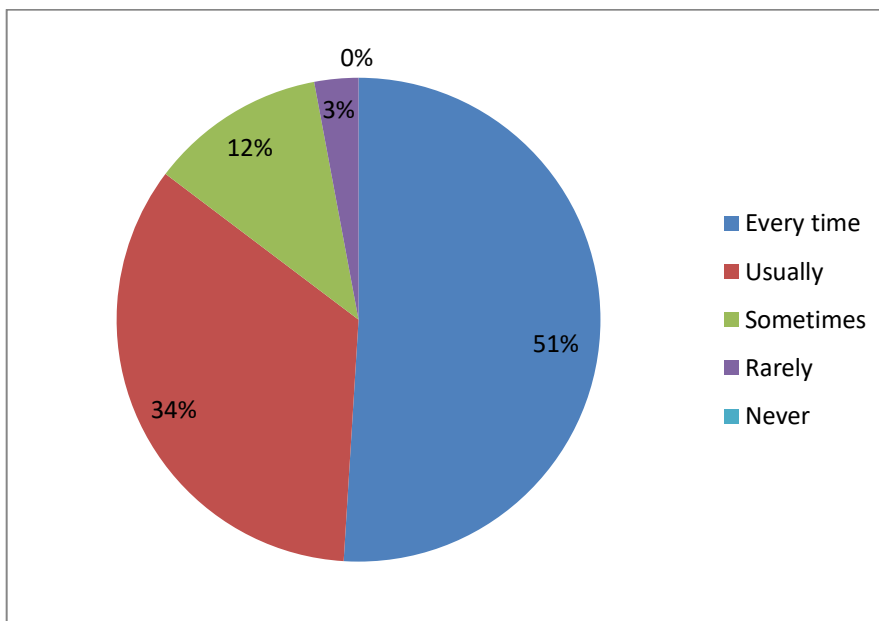
Q.12) The teachers illustrate the concepts through examples and applications.



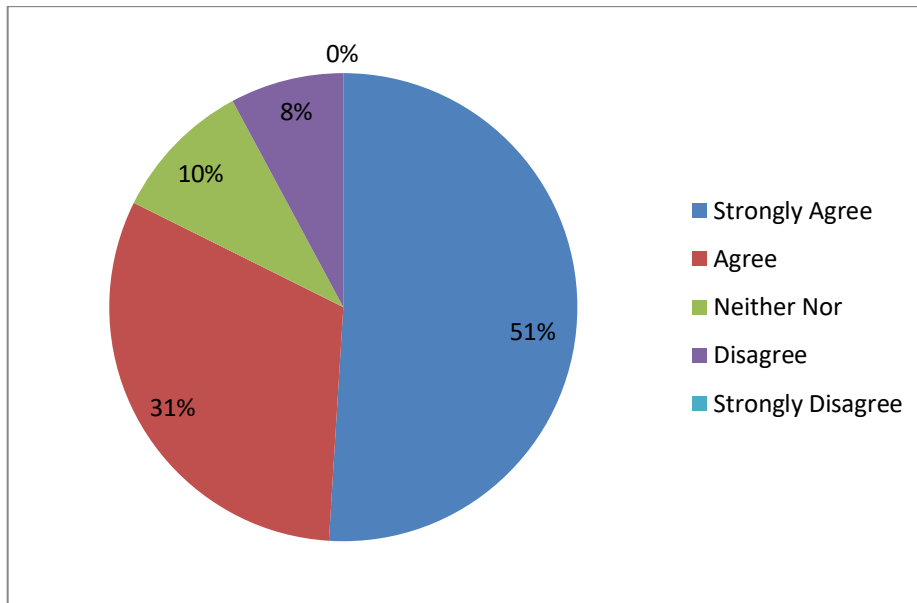
Q.13) The teachers identify your strengths and encourage you with providing right level of challenges.



Q.14) Teachers are able to identify your weaknesses and help you to overcome them.



Q.15) The institution makes effort to engage students in the monitoring, review and continuous quality improvement of the teaching learning process.





Give three observation / suggestions to improve the overall teaching – learning experience in your institution.

For above question following responses are given by students;

- 1) I have Great experience in this institute. One suggestion from my side is that reduced paper work, theory part and concrete on practical knowledge, no. of industrial visit, no. of workshops it's more beneficial to students for increasing their practical knowledge.
- 2) Need to improve placement, get more companies with higher packages.
- 3) Only improve the practical knowledge of the students, by making more industrial visit. Also make a one meeting with entrepreneurs in a month.
- 4) Satisfy with the teaching method of staff.
- 5) Practical knowledge to be focused more than theoretical, extra knowledge to be delivered in order to make students get prepared for entrance exams, placement of better quality to be focused more.

HOD MBA

	JSPM's	 Estd. 2004	
	Jayawantroa Sawant College of Engineering, Hadapsar, Pune.		
	<i>(Approved by AICTE, Delhi & Govt. of Maharashtra, affiliated to University of Pune)</i> Handewadi road, Hadapsar, Pune, 411028. MCA Department		

MCA Students Feedback (Exit Survey, Student Satisfaction survey) 2018-19

Q1	% of students	No. of students
Strongly Agree	50	54
Agree	46	50
Neither Nor	5	5
Disagree	0	0
Strongly Disagree	0	0

Q2	% of students	No. of students
Strongly Agree	39	43
Agree	55	60
Neither Nor	6	6
Disagree	0	0
Strongly Disagree	0	0

Q3	% of students	No. of students
Strongly Agree	69	75
Agree	30	33
Neither Nor	1	1
Disagree	0	0
Strongly Disagree	0	0

Q4	% of students	No. of students
Strongly Agree	73	80
Agree	23	25
Neither Nor	4	4
Disagree	0	0
Strongly Disagree	0	0

Q5	% of students	No. of students
Strongly Agree	72	79
Agree	27	29
Neither Nor	1	1
Disagree	0	0
Strongly Disagree	0	0

Q6	% of students	No. of students
Strongly Agree	81	88
Agree	18	20
Neither Nor	1	1
Disagree	0	0
Strongly Disagree	0	0

Q7	% of students	No. of students
Strongly Agree	58	63
Agree	39	43
Neither Nor	3	3
Disagree	0	0
Strongly Disagree	0	0

Q8	% of students	No. of students
Strongly Agree	50	55
Agree	48	52
Neither Nor	1	1
Disagree	1	1
Strongly Disagree	0	0

Q9	% of students	No. of students
Strongly Agree	64	70
Agree	35	38
Neither Nor	1	1
Disagree	0	0
Strongly Disagree	0	0

Q10	% of students	No. of students
Strongly Agree	88	96
Agree	10	11
Neither Nor	2	2
Disagree	0	0
Strongly Disagree	0	0

Q11	% of students	No. of students
Strongly Agree	60	65
Agree	38	41
Neither Nor	3	3
Disagree	0	0
Strongly Disagree	0	0

Q12	% of students	No. of students
Strongly Agree	69	75
Agree	28	30
Neither Nor	4	4
Disagree	0	0
Strongly Disagree	0	0

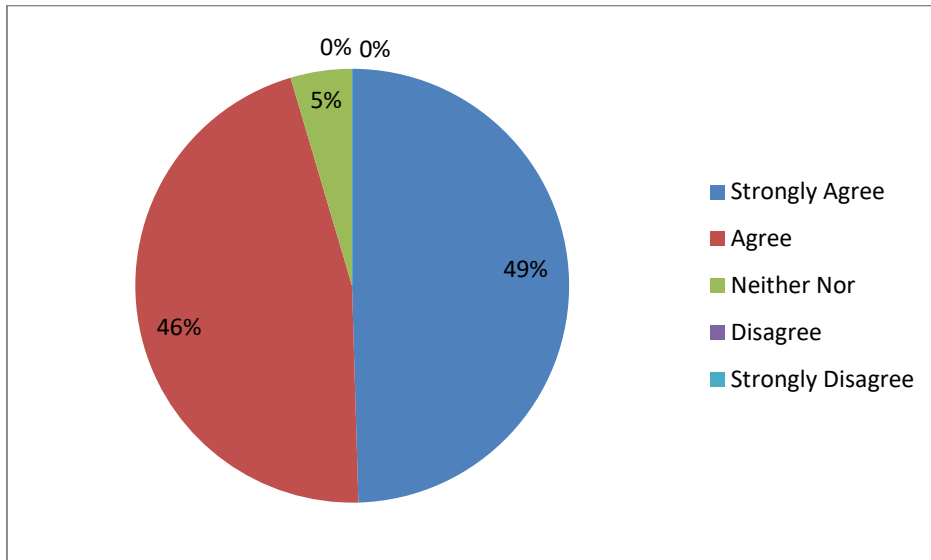
Q13	% of students	No. of students
Strongly Agree	63	69
Agree	35	38
Neither Nor	2	2
Disagree	0	0
Strongly Disagree	0	0

Q14	% of students	No. of students
Strongly Agree	78	85
Agree	18	20
Neither Nor	4	4
Disagree	0	0
Strongly Disagree	0	0

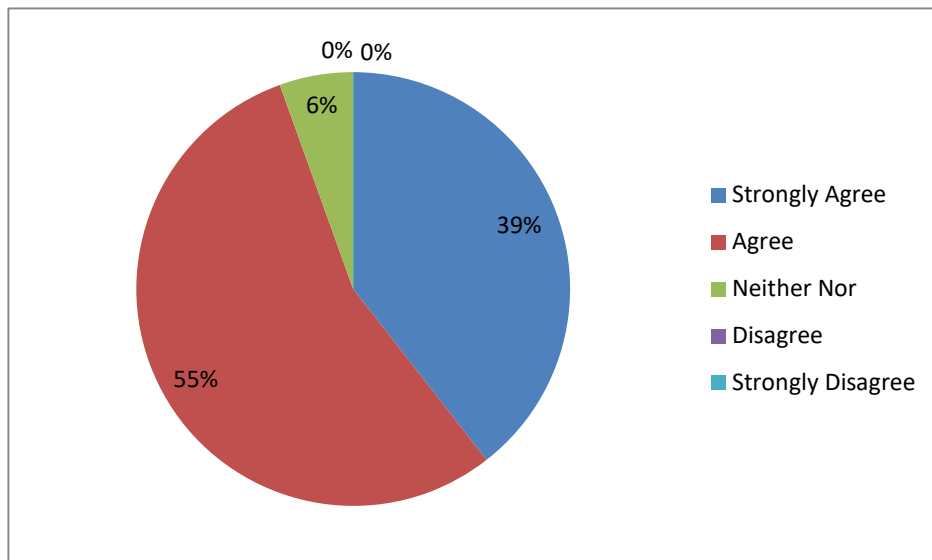
Q15	% of students	No. of students
Strongly Agree	48	52
Agree	50	55
Neither Nor	2	2
Disagree	0	0
Strongly Disagree	0	0

Student Satisfaction Survey (AY 2018-19)

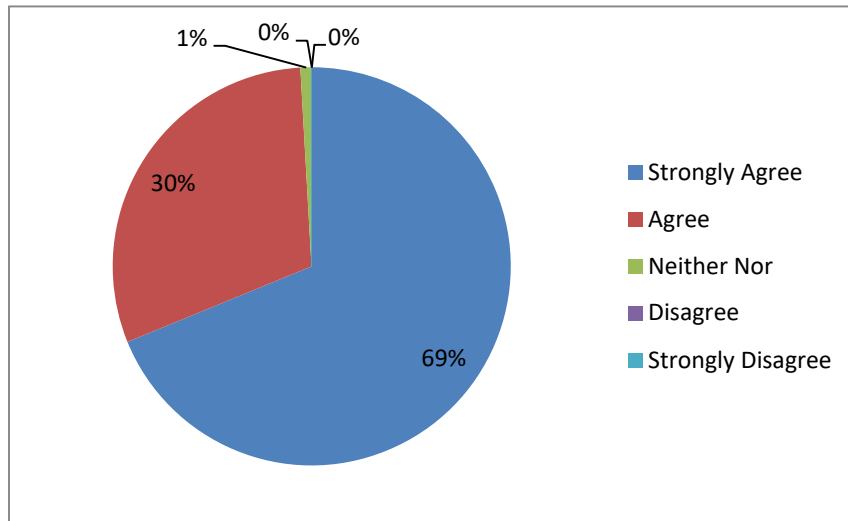
Q.1) How much of the syllabus was covered in the class?



Q.2) How well did the teachers prepare for the classes?



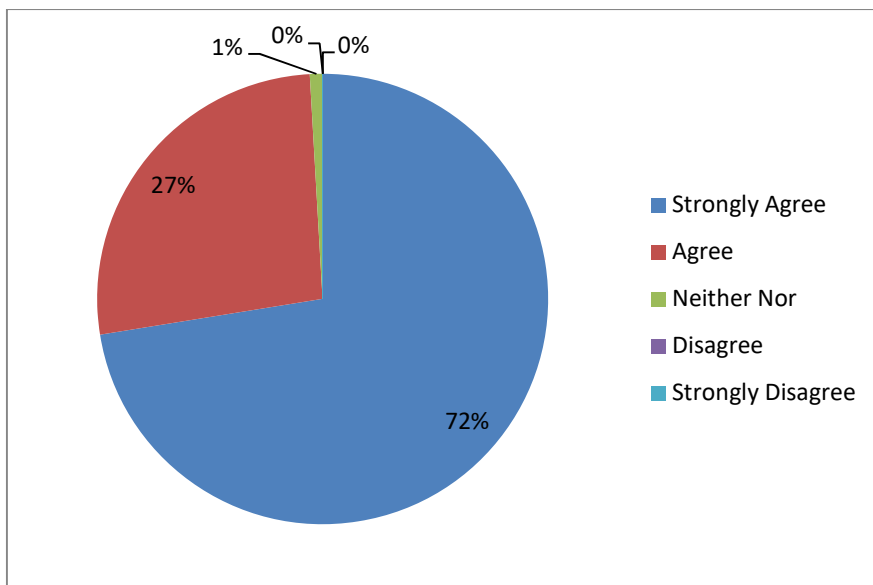
Q.3) How well were the teachers able to communicate?



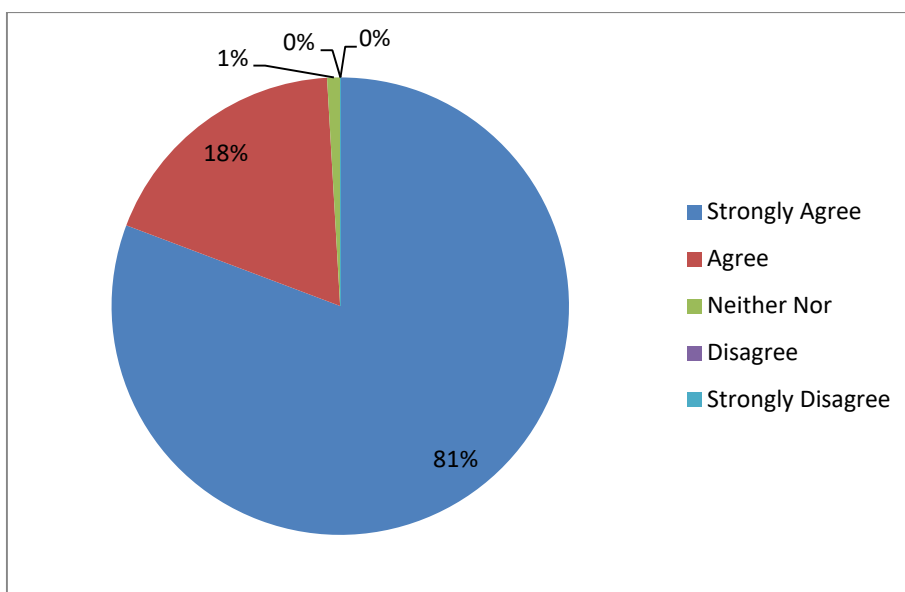
Q.4) The teacher's approach to teaching can best be described as;



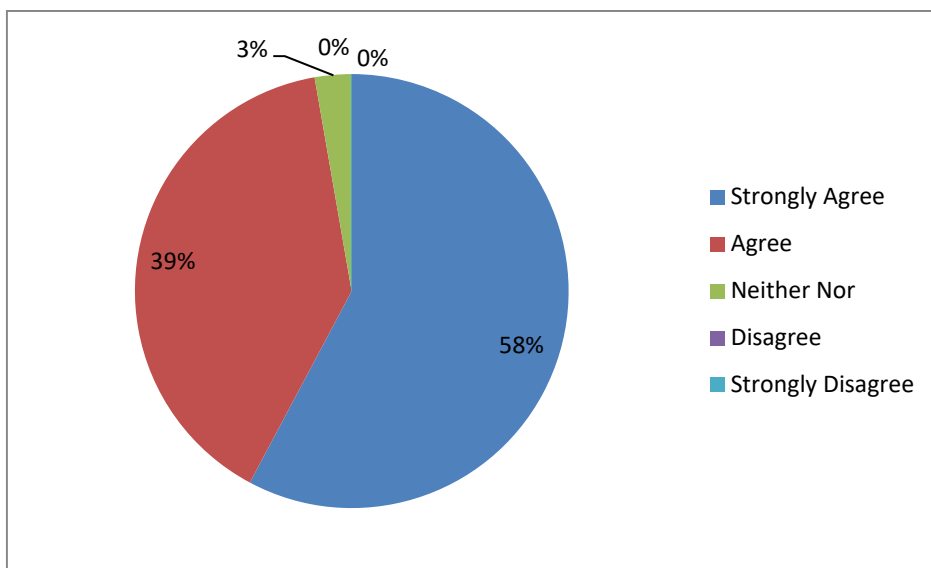
Q.5) Fairness of the internal evaluation process by the teachers.



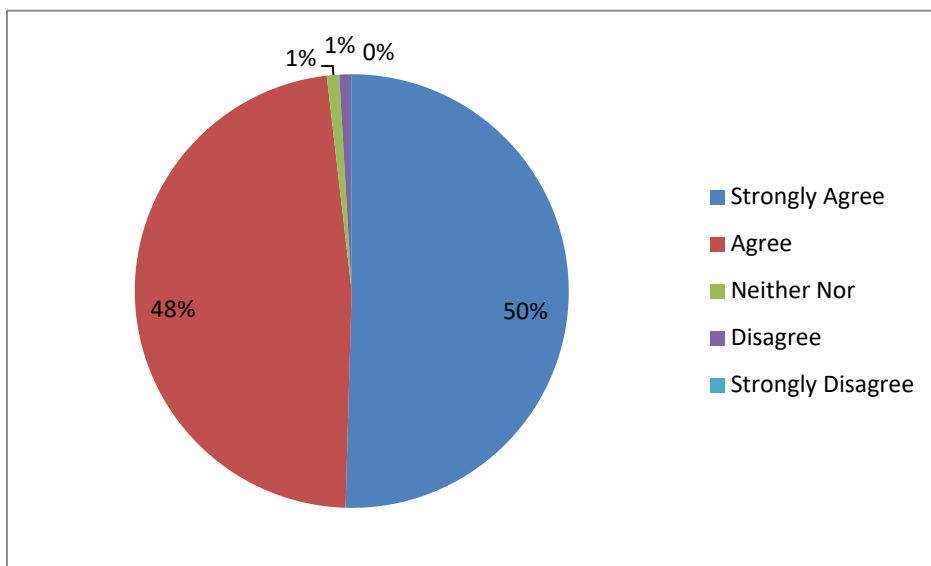
Q.6) Was your performance in assignments discussed with you?



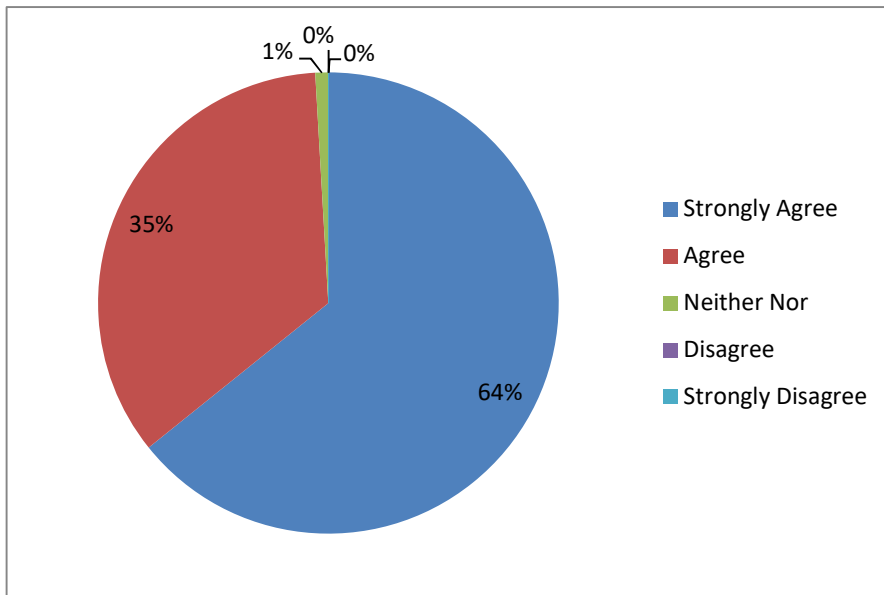
Q.7) The institute takes active interest in promoting internship, student exchange, and field visit opportunities for students.



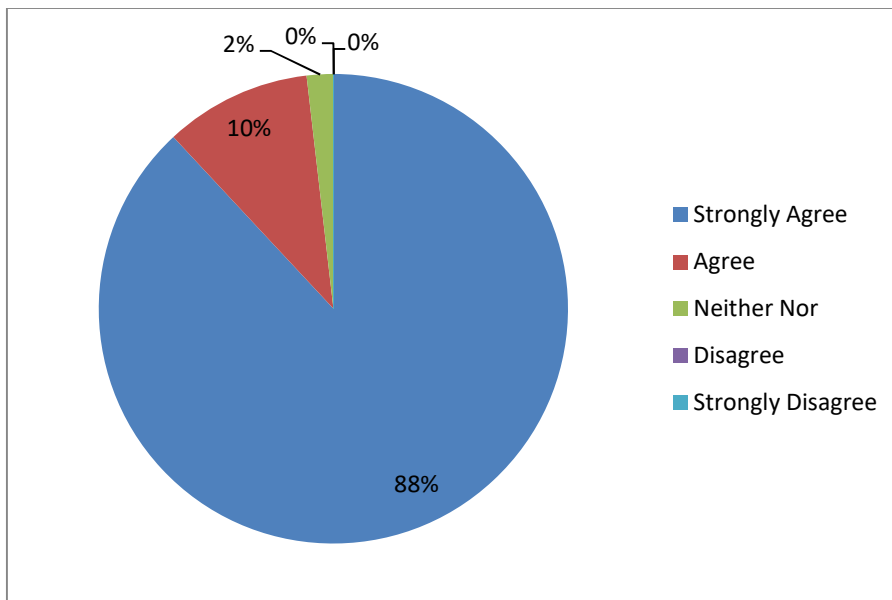
Q.8) The teaching and mentoring process in your institution facilitates you in cognitive, social and emotional growth.



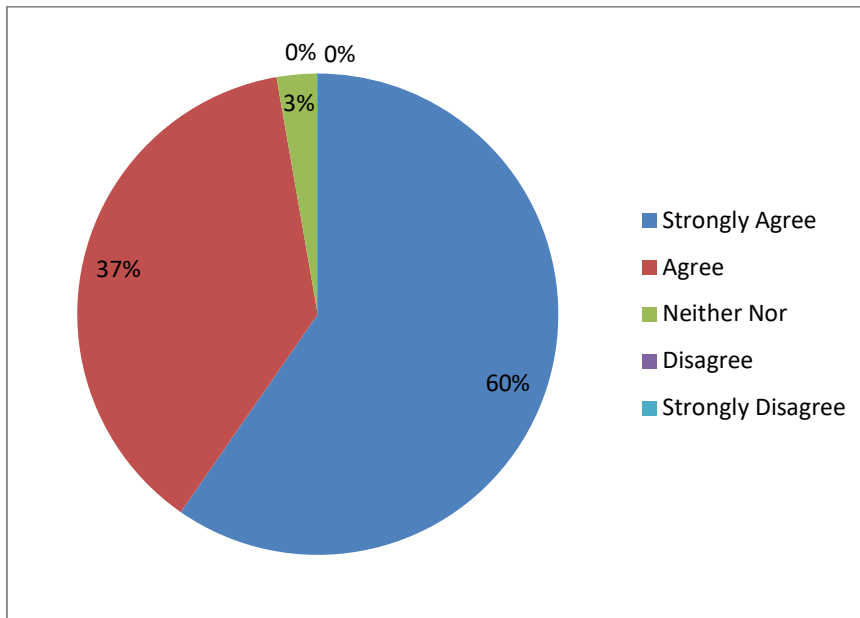
Q.9) The institution provides multiple opportunities to learn and grow.



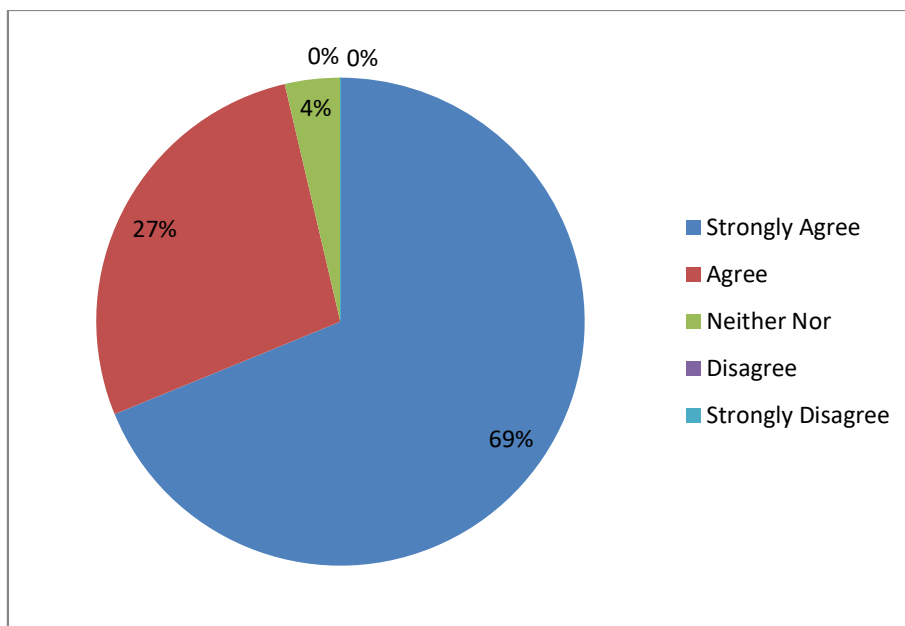
Q.10) Teachers inform you about your expected competencies, course outcomes and programme outcomes.



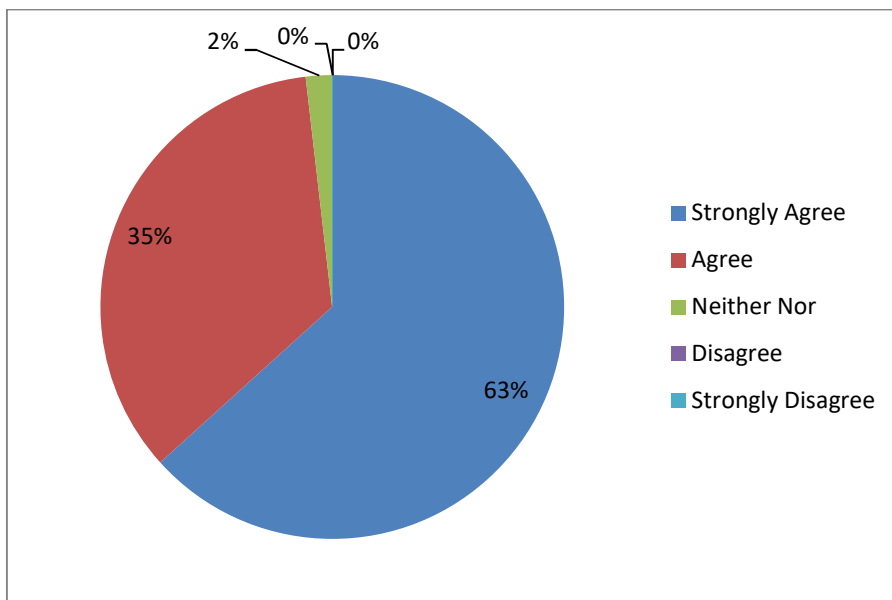
Q.11) Your mentor does a necessary follow-up with an assigned task to you.



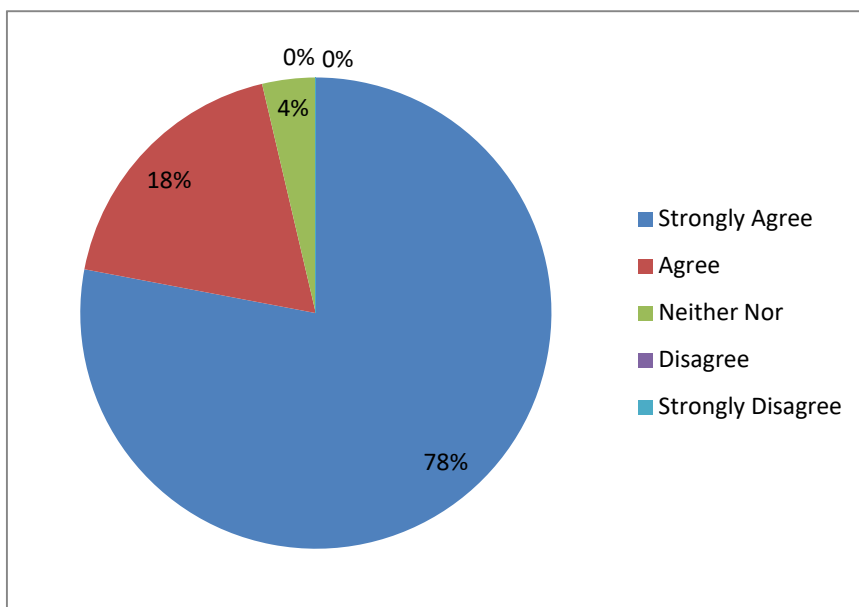
Q.12) The teachers illustrate the concepts through examples and applications.



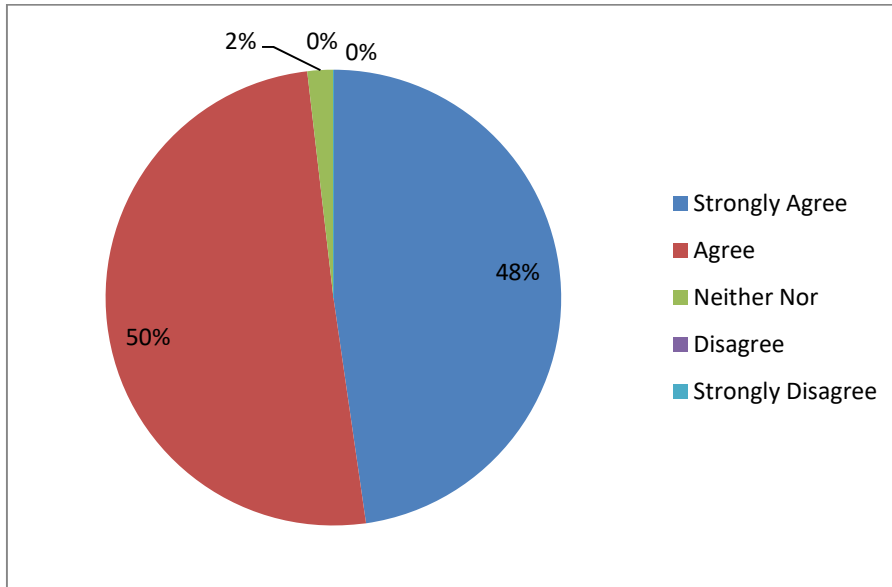
Q.13) The teachers identify your strengths and encourage you with providing right level of challenges.



Q.14) Teachers are able to identify your weaknesses and help you to overcome them.



Q.15) The institution makes effort to engage students in the monitoring, review and continuous quality improvement of the teaching learning process.



Give three observation / suggestions to improve the overall teaching – learning experience in your institution.

For above question following responses are given by students;

- 1) I have Great experience in this institute. One suggestion from my side is that reduced paper work, theory part and concrete on practical knowledge, no. of industrial visit, no. of workshops it's more beneficial to students for increasing their practical knowledge.
- 2) Need to improve placement, get more companies with higher packages.
- 3) Only improve the practical knowledge of the students, by making more industrial visit. Also make a one meeting with entrepreneurs in a month.
- 4) Satisfy with the teaching method of staff.
- 5) Practical knowledge to be focused more than theoretical, extra knowledge to be delivered in order to make students get prepared for entrance exams, placement of better quality to be focused more.

HOD

(Prof.Swayam Shah)